




Pilot Traffic Count Survey on N-5 at Five Locations
(Peshawar to Karachi)

130/2

June 2017

NTRC-313



343.0946
S.M.F.R.C
27917

08761

Table of Content

1	Introduction	5
1.1	Background	5
1.2	Scope of Project	6
1.3	Organization of Report	7
2	Project Methodology & Study Locations	8
2.1	Project Methodology	8
2.2	Study Locations	9
2.3	Type and Duration of Traffic Counts	11
2.4	Equipment Used	11
2.5	Survey Team	13
2.6	Vehicle Classification	13
3	Traffic Volume Study	15
3.1	Location 1 (Pabbi @ N-5)	15
3.1.1	Description	15
3.1.2	Traffic Counts at Loc_1 N-5 @ Pabbi	16
3.1.3	Day Wise Distribution of Traffic Volume at Loc_1 N-5 @ Pabbi	16
3.1.4	Hourly Distribution at Location 1 N-5 @ Pabbi	18
3.1.5	Traffic Distribution at Location 1 N-5 @ Pabbi	18
3.1.5.1	All Vehicle Classes Distribution at Location 1 N-5 @ Pabbi	18
3.1.5.2	Passenger Cars, Public Transport & Trucks at Location 1 N-5 @ Pabbi	19
3.2	Location 2 (Gujranwala @ N-5)	20
3.2.1	Description	20
3.2.2	Traffic Counts at Location 2 N-5 @ Gujranwala	21
3.2.3	Day Wise Distribution of Traffic Volume at Loc_2 N-5 @ Gujranwala	23

3.2.4	Hourly Distribution at Location 2 N-5 @ Gujranwala	23
3.2.5	Traffic Distribution at Location 2 N-5 @ Gujranwala	24
3.2.5.1	All Vehicle Classes Distribution at Location 2 N-5 @ Gujranwala	24
3.2.5.2	Passenger Cars, Public Transport & Trucks at Location 2 N-5 @ Gujranwala	25
3.3	Location 3 N-5 @ Khanewal.....	26
3.3.1	Description	26
3.3.2	Traffic Counts at Location 3 N-5 @ Khanewal	27
3.3.3	Day Wise Distribution of Traffic Volume at Location 3 N-5 @ Khanewal	29
3.3.4	Hourly Distribution at Location 3 N-5 @ Khanewal.....	29
3.3.5	Traffic Distribution at Location 3 N-5 @ Khanewal	30
3.3.5.1	All Vehicle Classes Distribution at Location 3 N-5 @ Khanewal	30
3.3.5.2	Passenger Cars, Public Transport & Trucks at Location 3 N-5 @ Khanewal.....	31
3.4	Location 4 N-5 @ Rohri/Sukkur	32
3.4.1	Description	32
3.4.2	Traffic Counts at Location 4 N-5 @ Rohri/Sukkur.....	33
3.4.3	Day Wise Distribution of Traffic Volume at Location 4 N-5 @ Rohri/Sukkur.....	35
3.4.4	Hourly Distribution at Location 4 N-5 @ Rohri/Sukkur	36
3.4.5	Traffic Distribution at Location 4 N-5 @ Rohri/Sukkur.....	36
3.4.5.1	All Vehicle Classes Distribution at Location 4 N-5 @ Rohri/Sukkur.....	36
3.4.5.2	Passenger Cars, Public Transport & Trucks at Location 4 N-5 @ Rohri.....	37
3.5	Location 5 N-5 @ Karachi.....	38
3.5.1	Description	38
3.5.2	Traffic Counts at Location 5 N-5 @ Karachi	39

3.5.3	Day Wise Distribution of Traffic Volume at Location 5 N-5 @ Karachi	41
3.5.4	Hourly Distribution at Location 5 N-5 @ Karachi.....	41
3.5.5	Traffic Distribution at Location 5 N-5 @ Karachi	42
3.5.5.1	All Vehicle Classes Distribution at Location 5 N-5 @ Karachi.....	42
3.5.5.2	Passenger Cars, Public Transport & Trucks at Location 5 N-5 @ Karachi.....	43
4	Conclusions & Recommendations	44
4.1	Conclusions	44
4.2	Recommendations	46
4.3	Acknowledgements.....	47

Appendices:

Appendix-A: Snapshot of All Locations

Appendix-B: Details Classified Hourly Counts for All Location

1 INTRODUCTION

1.1 Background

The National Transport Research Center (NTRC), Ministry of Communication (MOC) is planning to collect the basic data related to the transportation sector in Pakistan. This pilot project is an effort to define a sequential methodology to collect accurate and reliable traffic volume data in an efficient manner. The **School of Civil and Environment Engineering (SCEE), NUST** had been commissioned by **NTRC** to conduct the Pilot Traffic Volume Study at five locations on N-5 (G.T Road). The basic purpose of collecting traffic volume data is to determine the existing traffic demand on the road network. The traffic volume data is used as input to perform capacity analysis, and to determine the future travel demand. The reliability and accuracy are the fundamental requirements for any traffic volume study. In this project, consultant used State of Art equipment to perform Traffic Volume Study. Using modern tools and applying calibration and validation process ensures accurate and reliable traffic count at each location. The output of this project provides existing traffic demand on N-5. Moreover, this project proposed a sequential methodology and framework to perform a comprehensive traffic volume study for any road network including National and Provincial.

Figure 1.1 shows the map of more than 13,000 Km National Highway Network, which comes under the jurisdiction of National Highway Authority (NHA). For this pilot project N-5 also popular as G.T. Road was selected for data collection. The N-5 is a National Highway starting from Karachi and Ending at Torkham, as shown in Figure 1.1. It is approximately 1756 km long. The N-5 is Pakistan's longest highway running from the port

city of Karachi to the border crossing at Torkham. Its total length is divided into 1021 km in Punjab, 671 km in Sindh, 127 km in Khyber Pakhtunkhwa and the remaining 38 km in the Federally Administered Tribal Areas (FATA).

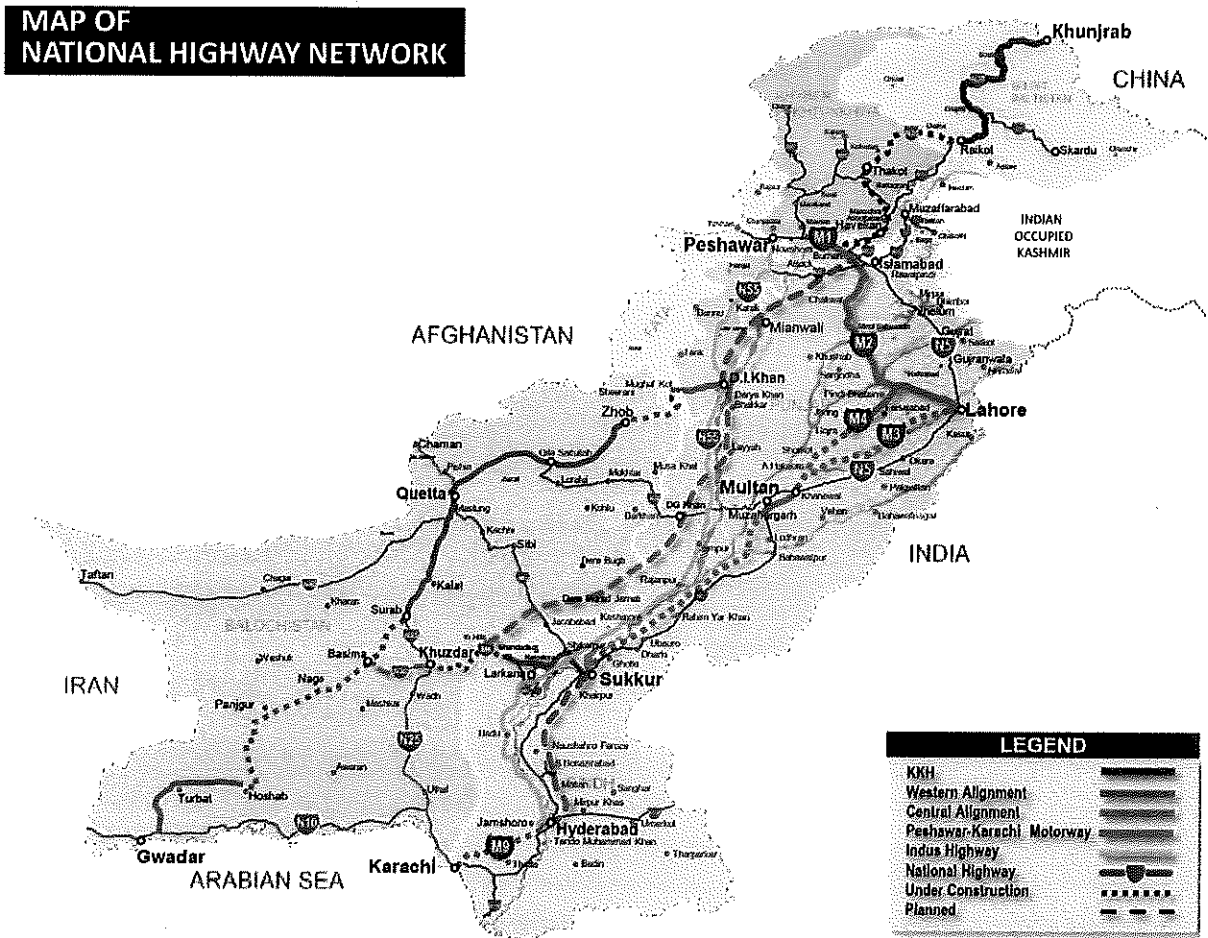


Figure 1.1 National Road Network in Pakistan

1.2 Scope of Project

The main purpose of this study is to determine the existing traffic demand on N-5 at five locations. It should be noted that this project works as pilot study, which will layout the methodology and process for future comprehensive studies for whole road network. The following tasks defines the scopes of this pilot project:

- To Carry out Classified Traffic Counts for Seven Days at five locations on N-5
- Calculate Average Traffic at each location for seven days
- Use modern equipment to perform traffic volume study at each location
- Laydown the framework or process for reliable traffic data collection

1.3 Organization of Report

This project report consist of four chapters. The first chapter is about the background of the project. The second chapter illustrates the methodology and equipment used for the data collection and analysis. Chapter three provides the summary of traffic counts at each location and traffic volume analysis. The conclusions and recommendations are provided in Chapter four.

2 PROJECT METHODOLOGY & STUDY LOCATIONS

2.1 Project Methodology

Figure 2.1 shows the methodology adopted for the project. The first task was to select the study locations. Five locations were selected on N-5 based upon the scope of the work. The site visits were done by the consultant team to identify the exact location of data collection. The technical team installed the equipment to collect traffic data at each location. The counts were done for seven days. The technical team regularly checked the equipment during the counts to make sure smooth operations and data collection. The collected data was extracted from the installed equipment and post processed to determine the traffic demand at each location. The last task was to analysis the data and present it in the report. The details of each task is presented in the proceeding sections.

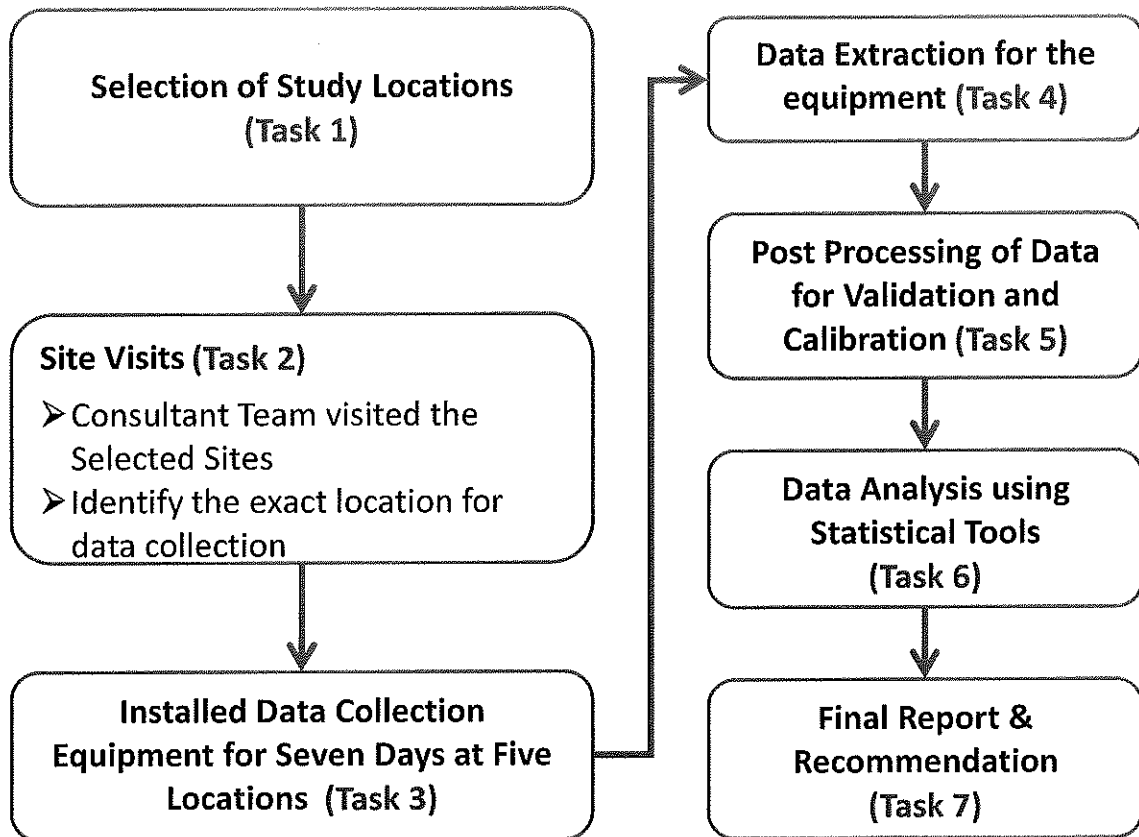


Figure 2.1 Project Methodology

2.2 Study Locations

The data was collected at Five Locations on N-5. The locations were selected based upon of project scope and consultation with NTRC. Following are the locations selected for data collection on N-5 (Shown in Figure 2.2):

- Pabbi (Near Peshawar), KPK
- Gujranwala, Punjab
- Khanewal, Punjab
- Rohri/Sukkur, Sindh
- Karach, Sindh

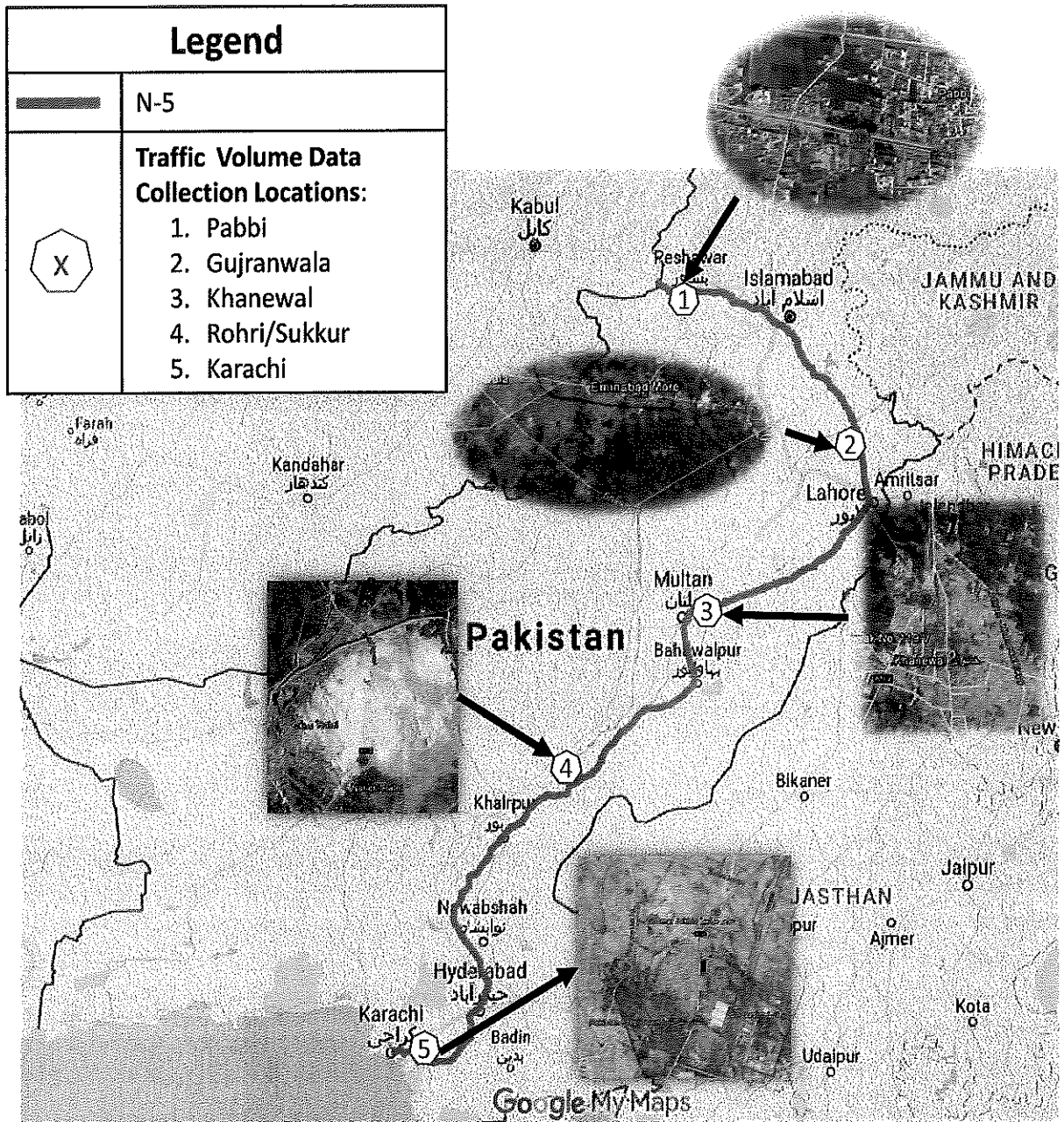


Figure 2.2 Study Locations on N-5

2.3 Type and Duration of Traffic Counts

There are different types of counts that can be done to estimate the existing traffic demand e.g. Turning Movement Counts, Directional Counts. For this project, directional classified counts were done. The directional counts were performed on selected locations shown in Figure 2.2. The counts were done for Seven Days at each location. The schedule of counts at each locations is presented in Table 2.1. It should be noted that the counts were done on both direction i.e. Northbound and Southbound.

Table 2.1 Schedule of Traffic Counts at Each Location on N-5

Location	Starting Date of Count	Ending Date of Count
Pabbi	Saturday, 29 April, 2017	Friday, 5 May, 2017
Gujranwala	Saturday, 29 April, 2017	Friday, 5 May, 2017
Khanewal	Saturday, 15 April, 2017	Friday, 21 April, 2017
Rohri/Sukkur	Sunday, 16 April, 2017	Saturday, 22 April, 2017
Karachi	Monday, 17 April, 2017	Sunday, 23 April, 2017


2.4 Equipment Used

The consultant used the State of Art Equipment to perform directional classified counts at all locations. The directional classified counts were done by using Pneumatic tubes. The pneumatic tubes provide 80 to 90 percent accurate traffic count and as well as classification of vehicles. The dedicated software provides data including counts, speed and vehicle classification with higher accuracy. The Video Recording Units (VCU) were also used along with tubes for calibration and validation of data. VCU provides a high definition video

recording. Data were extracted from the recorded videos using software and as well as manually. It should be noted that all data reported in this report is collected using Tubes, the video recording data was only used for Quality Insurance (QA) purpose. Figure 2.2 shows the snapshots of pneumatic tubes and VCU used for this project.



Pneumatic Tube System



Video Collection Unit (VCU)




Figure 2.3 Equipment used for classified Directional Counts

2.5 Survey Team

A team of experienced surveyors were formulated before undertaking the field study. The surveyors had a good knowledge and experience with data collection. Everyone in the survey team was given standard instructions for the site operation and safety measures to be followed under any circumstances. Special instructions for site selection and setting out of the survey station were provided to the survey team wherever necessary.

2.6 Vehicle Classification

Vehicles were classified according to the Federal Highway Authority (FHWA) vehicle classification scheme. The names and categories were slightly modified according to local Pakistani traffic. Figure 2.4 shows classification scheme used for this project with some variation according to local (Pakistan) vehicle classification and axle configuration.













<h1>Vehicle Classification for The Project</h1>	
<p>1) Motorcycles</p> 	<p>7) 2- Axle Truck</p> 
<p>2) Rickshaw</p> 	<p>8) 3-Axle Truck</p> 
<p>3) Car/Jeep/Taxi/Pickup/4WD</p> 	<p>9) 4-Axle Truck</p> 
<p>4) Toyota Hiace/Mini Bus/Coaster</p> 	<p>10) 5 – Axle Truck</p> 
<p>5) Large Buses</p> 	<p>11) 6- Axle Truck</p> 
<p>6) Pickup Trucks</p> 	<p>12) Tractor</p> 

Figure 2.4 Vehicle Classification for the project

3 TRAFFIC VOLUME STUDY

As discussed earlier, the State of the Art Equipment was used to collect the traffic volume data at each location. The consultant team of experts installed the equipment on each location under the supervision of Client. The proceeding sections shows the results of traffic volume study for each location on N-5.

3.1 Location 1 (Pabbi @ N-5)

3.1.1 Description

Location 1 is situated on G.T Road (N-5) near the town of Pabbi, KPK. Figure 3.1 shows location 1 on N-5. At this location, directional classified counts were conducted using video recording unit for seven days. The traffic coming from Peshawar and going towards Nowshera is considered as Southbound, whereas traffic coming from Nowshera is considered as Northbound. The snapshots of equipment installed and site visits done by client at location 1 is provided in Appendix A.

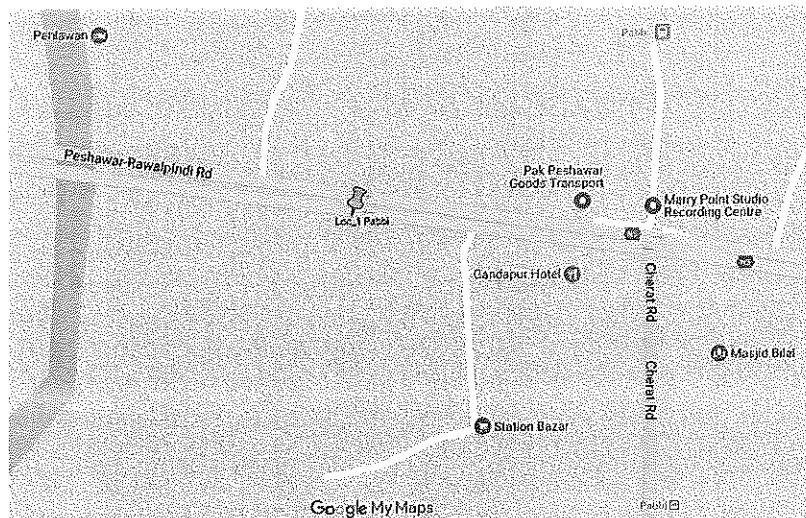


Figure 3.1 Location 1(Near Pabbi) on N-5

3.1.2 Traffic Counts at Loc_1 N-5 @ Pabbi

Table 3.1 shows the traffic volume at location 1. The counts were performed for Seven Days i.e. Saturday 29 April, 2017 to Friday 5 May, 2017. The highest traffic volume was observed on Thursday for both Northbound and Southbound directions. Average volume for seven days was 48,328 vehicles per day for both directions. The counts details are attached in Appendix B. The passenger cars outnumbered other vehicle classes at this location.

3.1.3 Day Wise Distribution of Traffic Volume at Loc_1 N-5 @ Pabbi

Figure 3.2 shows the day wise distribution of traffic at location 1. The highest traffic volume was observed on Thursday i.e. 28,473 vehicles per day for Northbound and 26,333 vehicles per day for Southbound direction.

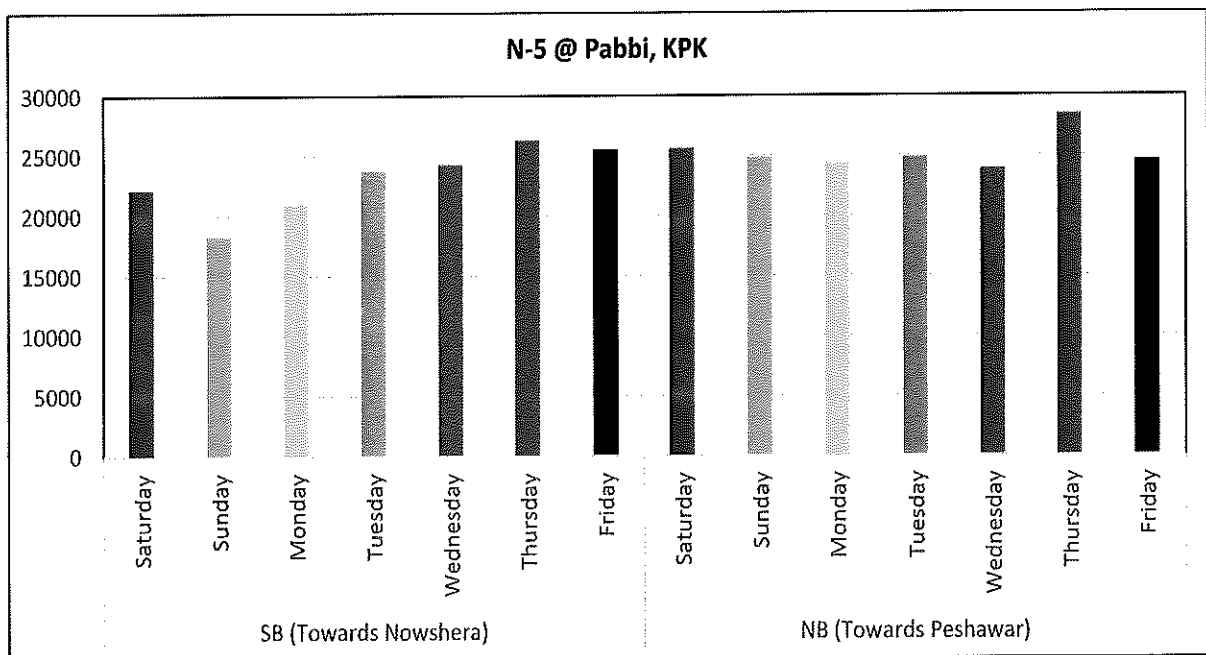


Figure 3.2 Day wise Traffic Volume Distribution at Location 1 N-5 @ Pabbi

Table 3.1 Seven Days Classified Traffic Counts at Location 1 N-5 @ Pabbi

Location ID	Direction	Date	Motor Cycle	Rickshaw	Car	Hiace / Mini Bus	Large Buses	Pickup Trucks	2-Axle Truck	3-Axle Truck	4-Axle Truck	5-Axle Truck	6-Axle Truck	Tractor	Total (Veh/Day)	Both Direction (Veh/Day)	
N-5 @ Pabbi, KPK	SB (Towards Nowshera)	Sat-29-Apr-17	5,083	1,756	11,079	1,681	134	624	1,074	376	134	15	75	170	22,201	48,328	
		Sun-30-Apr-17	5,309	1,840	8,301	553	105	421	907	545	66	13	89	181	18,330		
		Mon-01-May-17	4,573	1,590	11,200	1,372	104	413	948	548	78	15	66	150	21,057		
		Tue-02-May-17	4,810	2,008	12,586	1,718	103	720	996	539	86	21	74	153	23,814		
		Wed-03-May-17	5,263	2,055	12,066	1,964	106	697	1,225	590	94	15	77	167	24,319		
		Thu-04-May-17	6,137	3,023	12,334	1,929	123	696	1,150	561	109	15	87	169	26,333		
		Fri-05-May-17	6,318	2,215	13,026	1,603	102	427	922	625	105	14	87	47	25,491		
	7 Day Average	5,356	2,070	11,513	1,546	111	571	1,032	541	96	15	79	148	23,078			
	NB (Towards Peshawar)	Sat-29-Apr-17	5,229	1,473	13,062	1,980	111	1,394	1,065	758	141	29	133	265	25,640		
		Sun-30-Apr-17	5,555	1,395	13,295	1,638	128	762	884	717	135	32	116	235	24,892		
		Mon-01-May-17	4,559	1,316	12,931	2,576	99	1,020	904	532	114	31	126	210	24,418		
		Tue-02-May-17	4,669	1,365	12,886	2,506	130	1,052	1,204	518	132	43	131	229	24,865		
		Wed-03-May-17	3,452	1,552	12,848	1,972	116	1,368	1,291	666	159	159	43	125	289		23,881
		Thu-04-May-17	6,695	1,699	13,936	2,042	134	1,534	1,315	549	115	115	52	141	261		28,473
Fri-05-May-17		5,230	1,142	13,344	1,981	130	969	868	474	143	143	45	162	92	24,580		
7 Day Average	5,056	1,420	13,186	2,099	121	1,157	1,076	602	134	39	133	226	25,250				

3.1.4 Hourly Distribution at Location 1 N-5 @ Pabbi

Figure 3.3 shows the hourly distribution at location 1 for all days. The peak hours occurred in the evening from 5 to 6 PM. The traffic distribution pattern remained almost same for all the days.

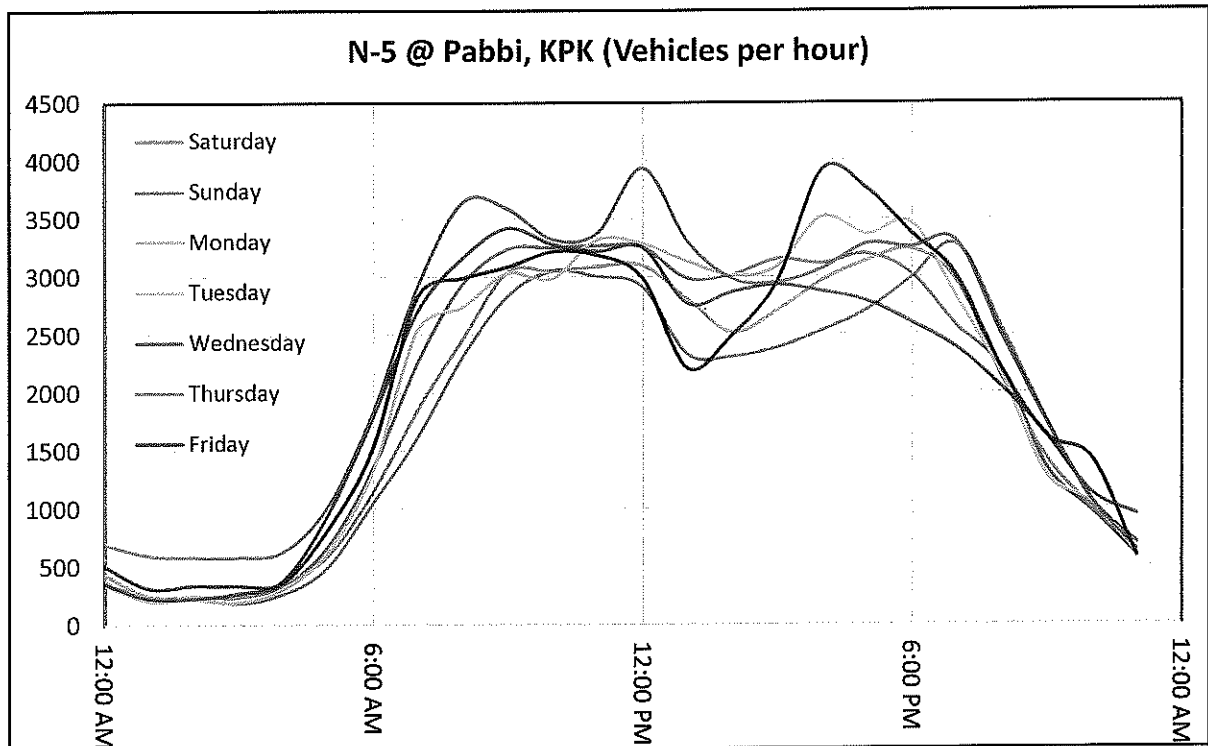


Figure 3.3 Hourly Traffic Volume Distribution at Location 1 N-5 @ Pabbi

3.1.5 Traffic Distribution at Location 1 N-5 @ Pabbi

3.1.5.1 All Vehicle Classes Distribution at Location 1 N-5 @ Pabbi

Figures 3.4 shows the traffic distribution as per each class of vehicle. The traffic consists mostly passenger cars i.e. 51.1 %. As the location is near to the urban area that's why higher percentage of motorcycles were present in the traffic.

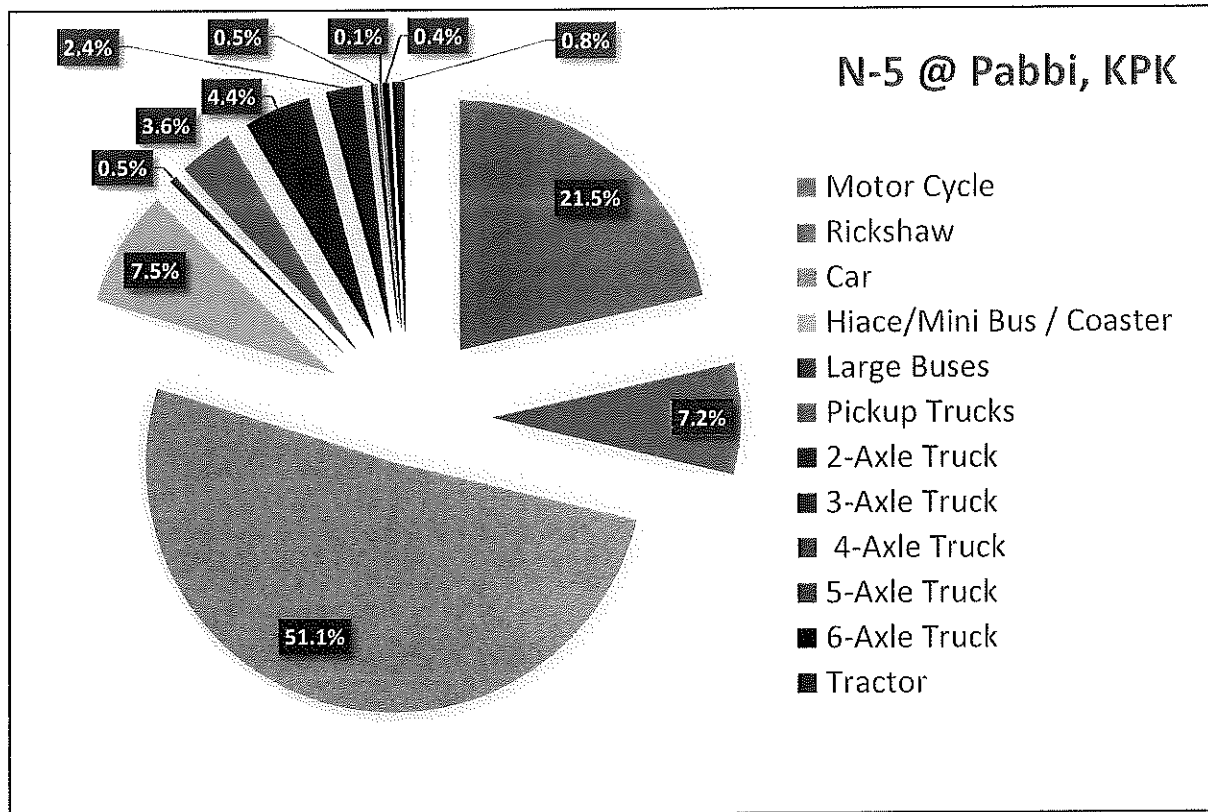


Figure 3.4 Traffic Distribution for each vehicle class at Location 1 N-5 @ Pabbi

3.1.5.2 Passenger Cars, Public Transport & Trucks at Location 1 N-5@ Pabbi

Figure 3.5 shows the traffic distribution for cars, public transport and trucks observed at location 1. The traffic consists of 72% cars, 19% Public Transport (Hiaces, Buses) and 29% Trucks.

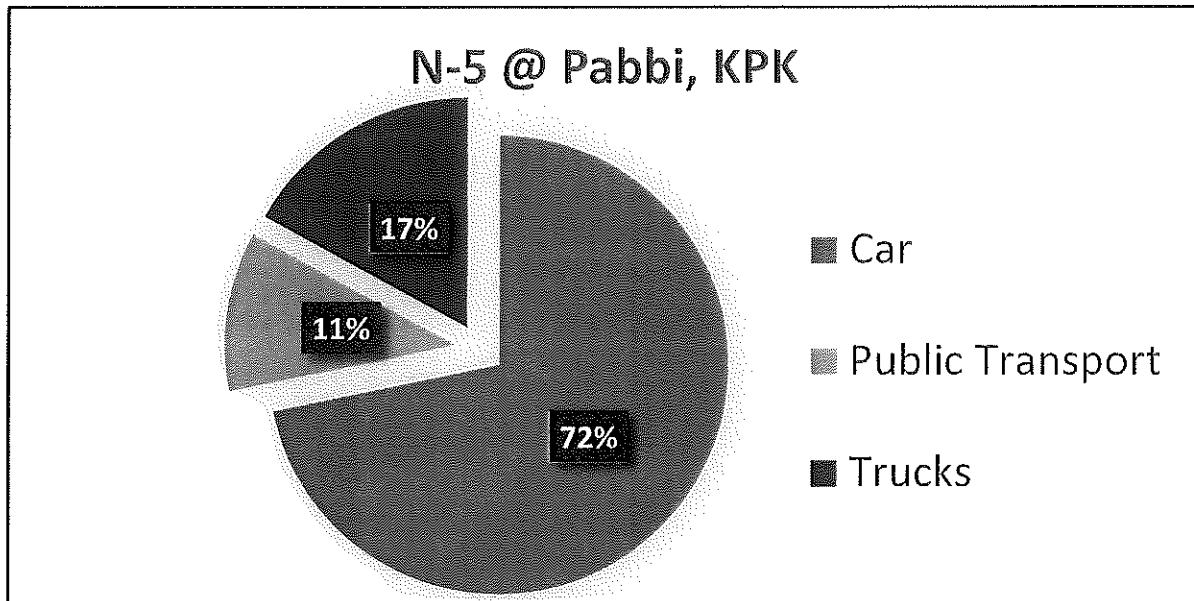


Figure 3.5 Traffic Distribution for Cars, Public Transport & Trucks at Location 1 N-5 @ Pabbi

3.2 Location 2 (Gujranwala @ N-5)

3.2.1 Description

Traffic counts were conducted for seven days at N-5 near Gujranwala. The site was located near the Gujranwala Toll Plaza. This section of N-5 is one of the busiest. Many people travel from Gujranwala to Lahore daily. Directional counts were conducted using video recording units. Figure 3.6 shows the location 2 on N-5.

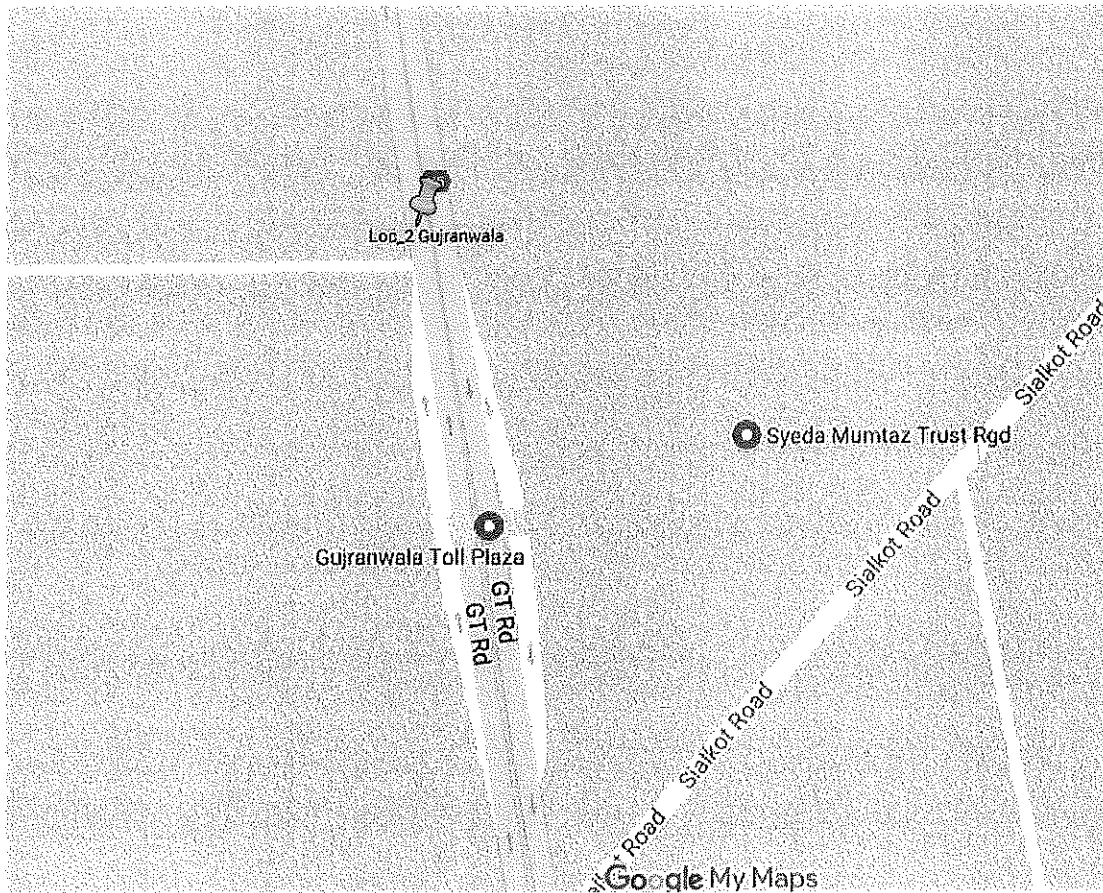


Figure 3.6 Location 2 N-5 @ Gujranwala

3.2.2 Traffic Counts at Location 2 N-5 @ Gujranwala

The counts were performed for Seven Days i.e. Saturday 29 April, 2017 to Friday 5 May, 2017. Table 3.2 shows the traffic volume at location 2. Average volume for seven days was 76,239 vehicles per day for both directions. The traffic going towards Lahore was considered as Southbound, whereas other direction as Northbound. The details counts are attached in Appendix

Table 3.2 Seven Days Classified Traffic Counts at Location 2 N-5 @ Gujranwala

Location ID	Direction	Date	Motor Cycle	Rickshaw	Car	Hiace / Mini Bus	Large Buses	Pickup Trucks	2-Axle Truck	3-Axle Truck	4-Axle Truck	5-Axle Truck	6-Axle Truck	Tractor	Total (Veh/Day)	Both Direction (Veh/Day)	
N-5 @ Lahore, Gujranwala	SB (Towards Lahore)	Sat-29-Apr-17	10,134	3,612	18,957	2,365	340	2,110	1,010	777	174	86	68	115	39,748	76,239	
		Sun-30-Apr-17	10,260	3,327	16,787	2,167	312	1,736	947	755	158	64	61	97	36,671		
		Mon-01-May-17	10,651	3,833	21,564	2,044	389	1,632	1,264	730	750	138	83	64	130		42,522
		Tue-02-May-17	11,731	4,407	17,603	1,988	287	2,124	999	750	754	110	64	62	125		40,250
		Wed-03-May-17	11,206	4,043	22,868	2,175	350	1,876	1,016	760	764	192	135	104	115		44,834
		Thu-04-May-17	11,746	4,310	18,020	2,023	315	2,135	987	760	764	149	62	56	129		40,692
		Fri-05-May-17	10,475	3,812	18,596	2,082	294	2,158	967	764	756	171	127	91	123		39,660
	7 Day Average	10,886	3,906	19,199	2,121	327	1,967	1,027	756	756	156	89	72	119	40,625		
	NB (Towards Gujranwala)	Sat-29-Apr-17	10,504	2,857	16,612	2,880	389	2,412	766	375	246	64	196	175	175		37,475
		Sun-30-Apr-17	9,946	2,748	17,107	2,848	379	2,253	673	494	245	48	177	175	175		37,093
		Mon-01-May-17	9,715	2,931	14,782	2,396	361	2,383	712	340	186	77	220	194	194		34,297
		Tue-02-May-17	9,150	2,500	14,847	2,762	458	1,498	964	386	160	71	207	182	182		33,185
		Wed-03-May-17	9,778	2,823	14,900	2,608	388	2,345	1,036	350	161	84	235	197	197		34,905
		Thu-04-May-17	9,892	2,748	17,374	2,960	396	2,270	707	488	252	71	220	204	204		37,582
Fri-05-May-17		9,548	2,821	15,368	2,618	397	2,184	733	393	214	214	73	222	192	34,762		
7 Day Average	9,791	2,776	15,856	2,725	395	2,192	799	404	209	209	70	211	188	35,614			

3.2.3 Day Wise Distribution of Traffic Volume at Loc_2 N-5 @ Gujranwala

The data was collected for seven days. The traffic volume varied during the weekdays. Figure 3.7 shows the day wise distribution of traffic at location 2. The highest traffic volume of 44,834 vehicles per day was observed on Wednesday for southbound direction.

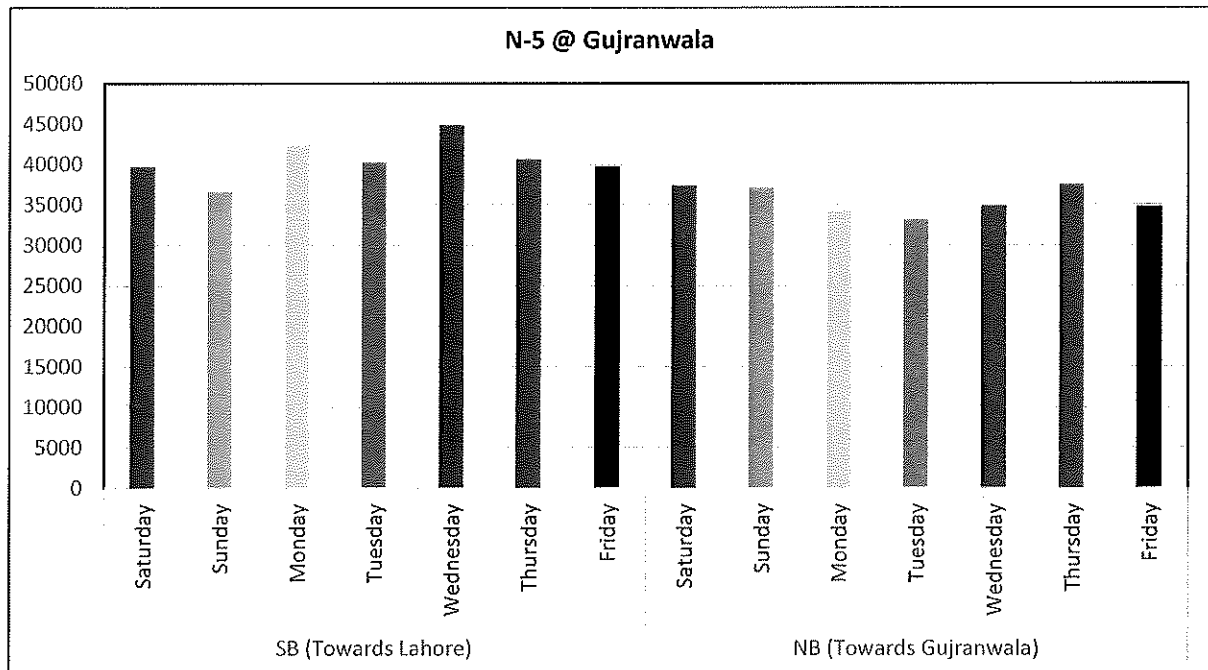


Figure 3.7 Day wise Traffic Volume Distribution at Location 2 N-5 @ Gujranwala

3.2.4 Hourly Distribution at Location 2 N-5 @ Gujranwala

The traffic volume varied during the day at each location. Figure 3.8 shows the hourly distribution at location 2 for all days. The hourly pattern of the traffic almost remained same for all days. The peak period occurred during evening from 6 to 7 PM. The highest traffic was observed on Saturday. It should be noted that the numbers in the graphs shows the both direction traffic together.

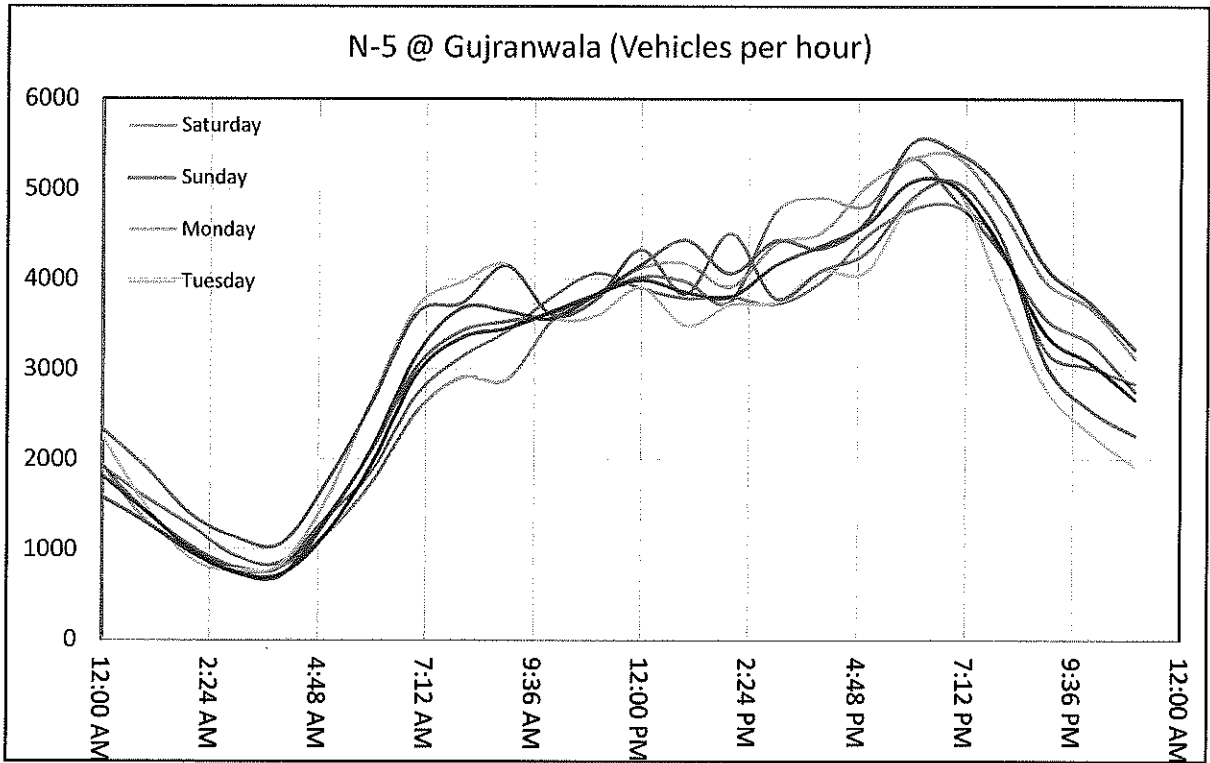


Figure 3.8 Hourly Traffic Volume Distribution at Location 2 N-5 @ Gujranwala

3.2.5 Traffic Distribution at Location 2 N-5 @ Gujranwala

3.2.5.1 All Vehicle Classes Distribution at Location 2 N-5 @ Gujranwala

The traffic was classified into 12 categories, as presented in previous chapter. Figure 3.9 shows the traffic distribution for each class of vehicle at location 2.

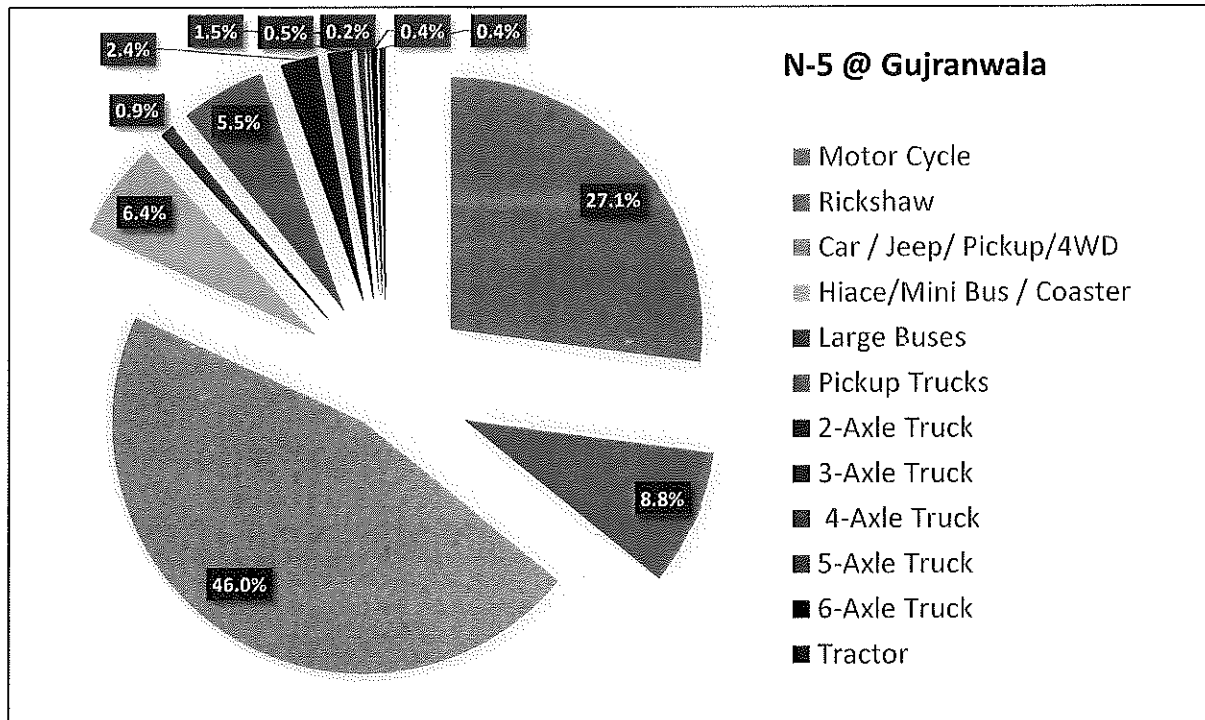


Figure 3.9 Traffic Distribution for each vehicle class at Location 2 N-5 @ Gujranwala

3.2.5.2 Passenger Cars, Public Transport & Trucks at Location 2 N-5 @ Gujranwala

The vehicles were divided into Cars, Public Transport (Hiace & Buses) and Trucks. Figure 3.10 shows the traffic distribution as per the Cars, Public Transport and Trucks at Location 2. The traffic consists of 72% cars, 11% Public Transport (Hiaces, Buses) and 17% Trucks.

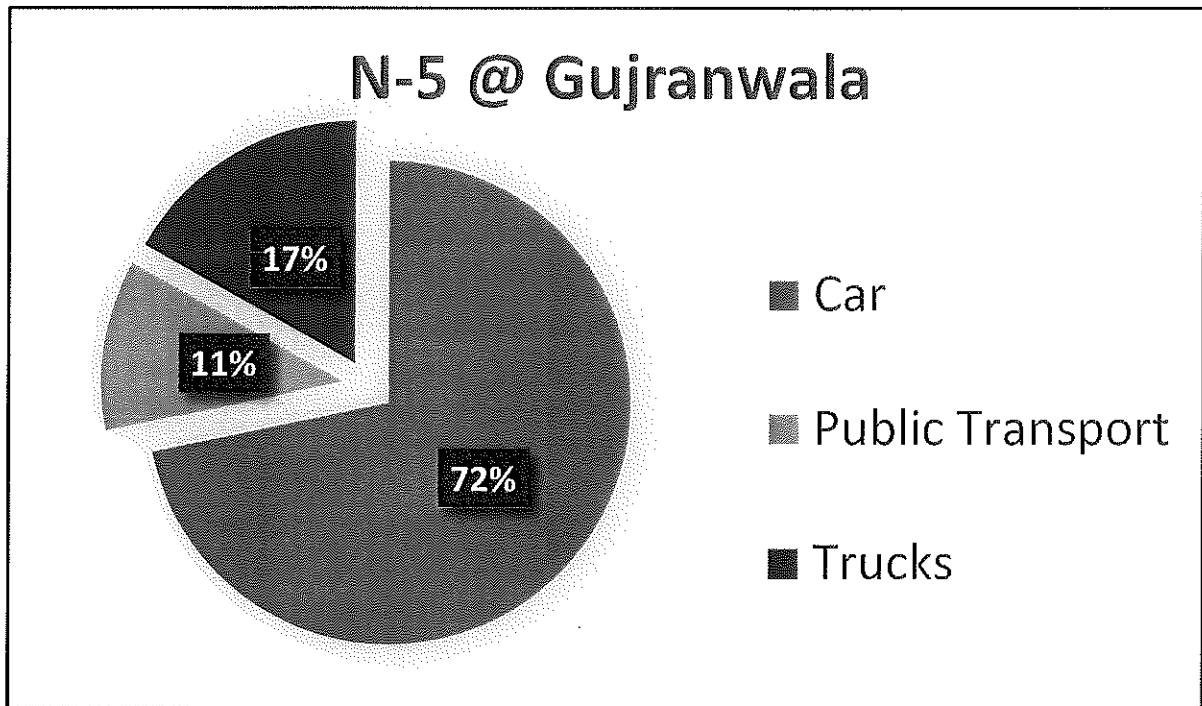


Figure 3.10 Traffic Distribution for Cars, Public Transport & Trucks at Location 2 N-5 @ Gujranwala

3.3 Location 3 N-5 @ Khanewal

3.3.1 Description

The Location 3 was located on N-5 near city of Khanewal. Figure 3.11 shows the location 3 on N-5. The point of data collection was close to Khanewal Toll Plaza on N-5. At this location, directional classified counts were conducted using Pneumatic Tubes and as well as with video recording unit for seven days. The traffic coming from Multan was considered as Northbound and considered opposite direction as southbound.

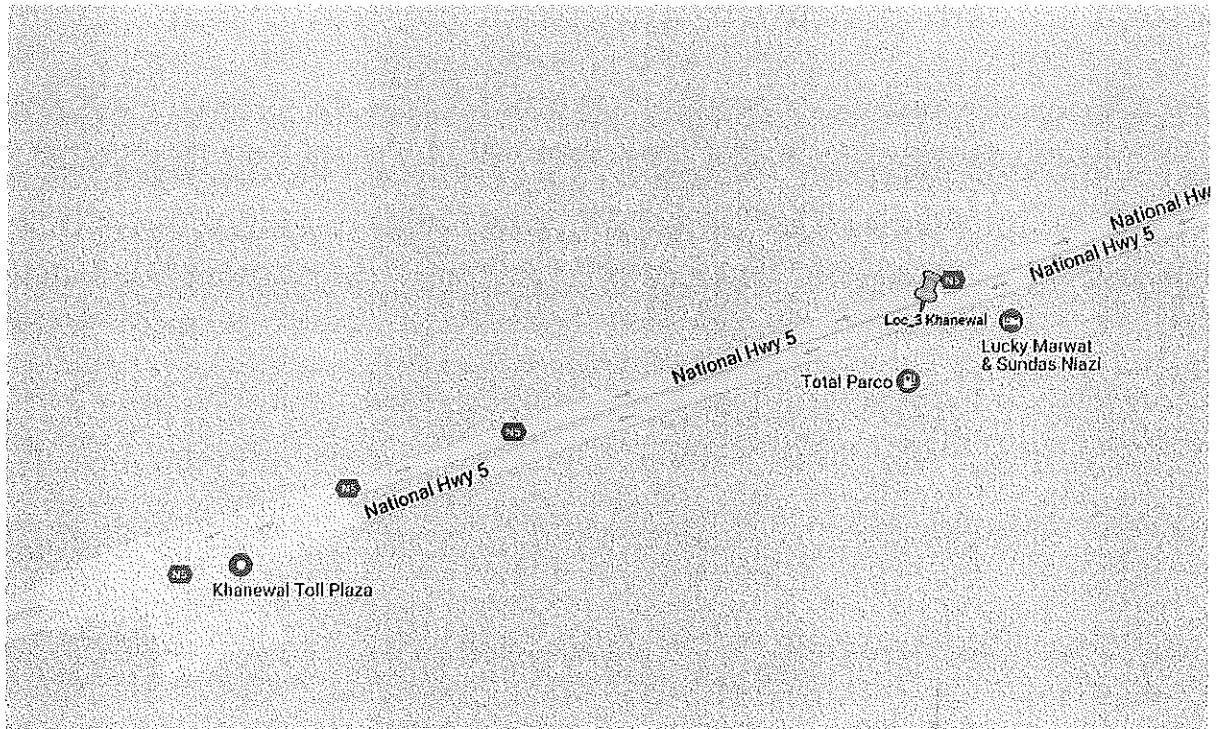


Figure 3.11 Location 3 N-5 @ Khanewal

3.3.2 Traffic Counts at Location 3 N-5 @ Khanewal

The counts were performed at this location using pneumatic tubes and video recordings were used to calibrate and validate the data. Table 3.3 shows the traffic counts at Location 3. The counts were performed for Seven Days i.e. Saturday 15 April, 2017 to Friday 21 April, 2017. The highest traffic volume was observed on Saturday and Sunday for Southbound and Northbound directions, respectively. Average volume for seven days was 23,819 vehicles per day for both directions.

Table 3-3 Seven Days Classified Traffic Counts at Location 3 N-5 @ Khanewal

Location ID	Direction	Date	Motor Cycle	Rickshaw	Car	Hjace / Mini Bus	Large Buses	Pickup Trucks	2-Axle Truck	3-Axle Truck	4-Axle Truck	5-Axle Truck	6-Axle Truck	Tractor	Total (Veh/Day)	Both Direction (Veh/Day)	
N-5 @ Khanewal	SB (Towards Khanewal)	Sat-15-Apr-17	2,799	293	6,560	857	306	390	537	453	547	117	347	23	13,228	23,819	
		Sun-16-Apr-17	2,992	301	5,846	936	422	483	471	462	767	162	506	20	13,368		
		Mon-17-Apr-17	3,610	263	5,370	792	394	257	396	349	440	83	316	40	12,310		
		Tue-18-Apr-17	3,129	283	4,922	719	382	362	516	515	857	124	439	41	12,289		
		Wed-19-Apr-17	3,314	255	5,049	746	358	338	494	467	804	101	398	33	12,357		
		Thu-20-Apr-17	2,457	286	6,576	807	272	377	541	462	554	45	298	28	12,702		
		Fri-21-Apr-17	2,493	275	6,943	750	293	233	519	436	558	51	310	37	12,898		
			7 Day Average	2,971	279	5,895	801	347	349	496	449	647	98	373	32		12,736
		NB (Towards Okara)	Sat-15-Apr-17	1,659	217	5,513	665	309	268	590	570	672	67	338	35		10,903
	Sun-16-Apr-17		2,473	253	5,099	721	522	269	486	428	796	191	360	32	11,630		
	Mon-17-Apr-17		2,802	176	4,447	684	460	300	507	526	738	183	381	28	11,232		
	Tue-18-Apr-17		2,932	227	4,335	655	495	339	560	542	642	177	361	56	11,321		
	Wed-19-Apr-17		3,007	237	4,032	670	417	255	516	404	523	177	308	32	10,578		
	Thu-20-Apr-17		1,611	215	5,253	871	240	279	570	539	733	30	383	32	10,756		
Fri-21-Apr-17	1,531		232	5,806	848	265	306	566	567	598	27	376	40	11,162			
		7 Day Average	2,288	222	4,926	731	387	288	542	511	672	122	358	36	11,083		

3.3.3 Day Wise Distribution of Traffic Volume at Location 3 N-5 @ Khanewal

Figure 3.12 shows the day wise distribution of traffic at location 3. The highest traffic volume was observed on Saturday i.e. 13,228 vehicles per day for Southbound and 11,630 vehicles per days for Northbound direction.

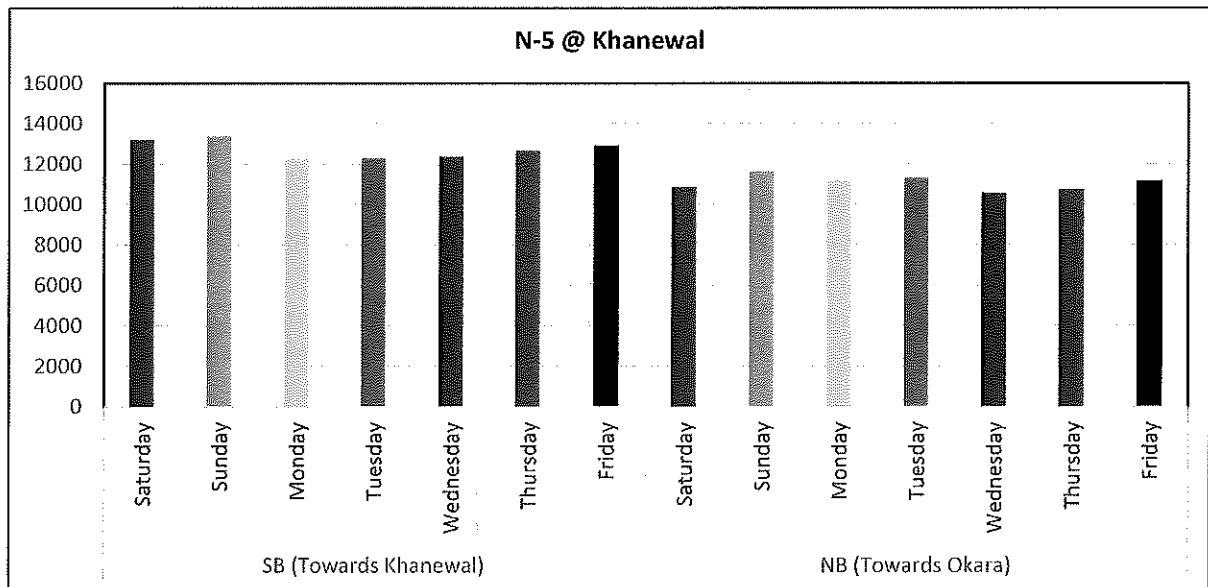


Figure 3.12 Day wise Traffic Volume Distribution at Location 3 N-5 @ Khanewal

3.3.4 Hourly Distribution at Location 3 N-5 @ Khanewal

The hourly analysis of volume determines the peak time period during a day. Figure 3.13 shows the hourly distribution at location 3 for all days. The peak hours occurs in the evening from 6 to 7 PM.

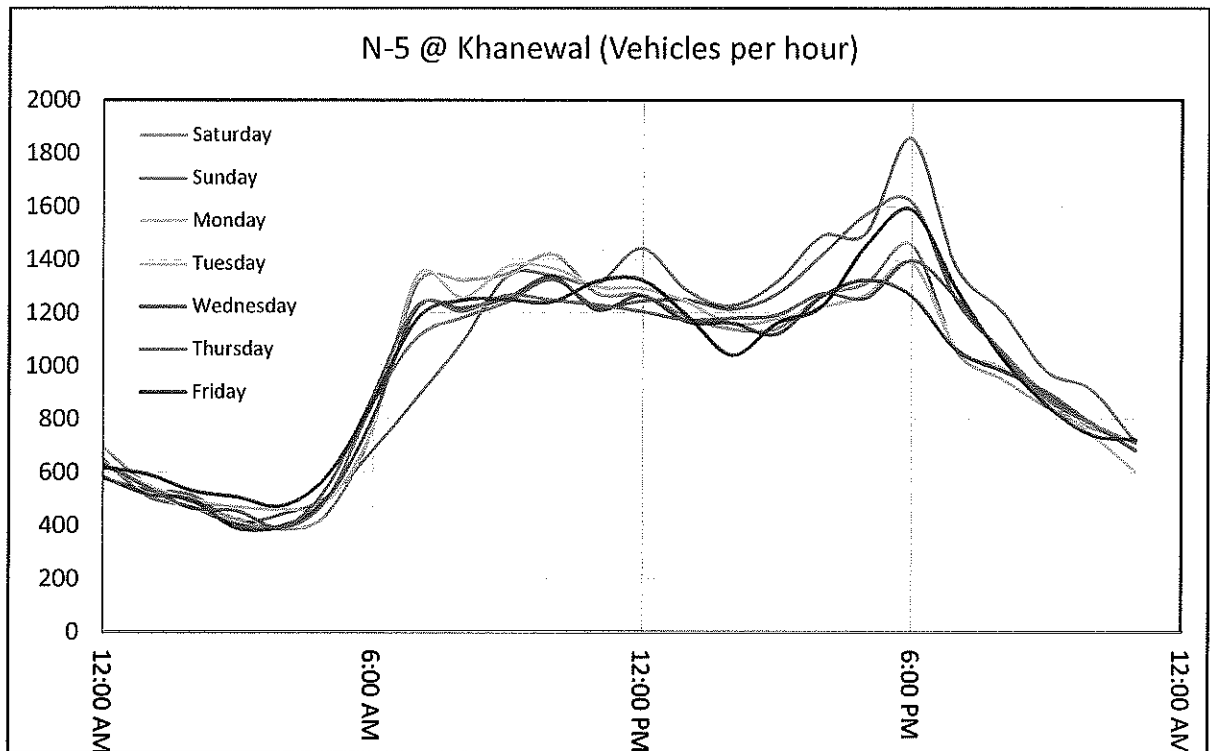


Figure 3.13 Hourly Traffic Volume Distribution at Location 3 N-5 @ Khanewal

3.3.5 Traffic Distribution at Location 3 N-5 @ Khanewal

3.3.5.1 All Vehicle Classes Distribution at Location 3 N-5 @ Khanewal

Figure 3.14 shows the vehicle distribution at location 3 for each vehicle class. The maximum number of vehicles are passenger cars i.e. 45.4%. The number of motorcycles are also more as compare to the vehicle classes.

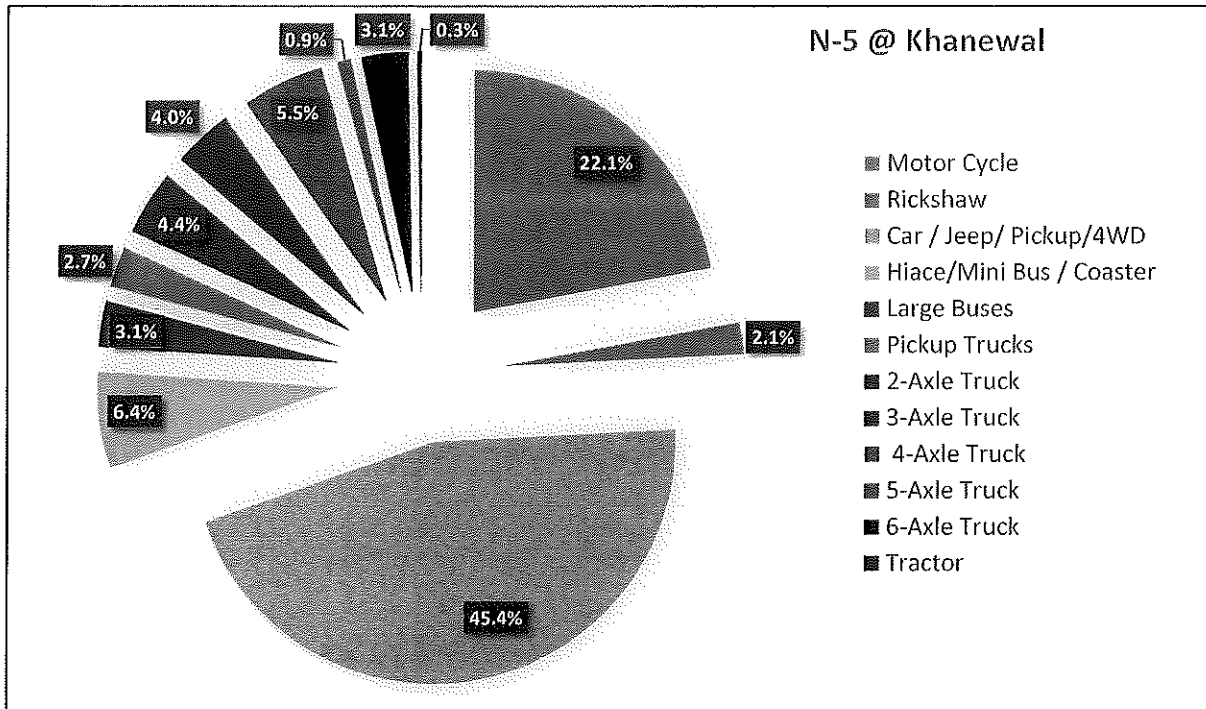


Figure 3.14 Traffic Distribution for each vehicle class at Location 3 N-5 @ Khanewal

3.3.5.2 Passenger Cars, Public Transport & Trucks at Location 3 N-5 @ Khanewal

Figure 3.15 shows the traffic distribution observed at location 3. The traffic consists of 60% cars, 13% public Transport (Hiaces, Buses) and 27% Trucks. At this location, higher number of trucks were observed as compare to other locations.

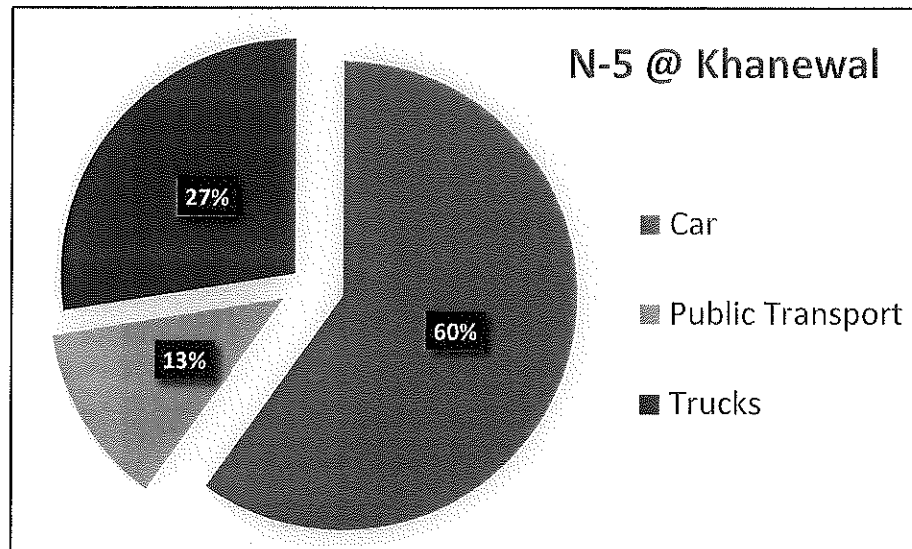


Figure 3.15 Traffic Distribution for Cars, Public Transport & Trucks at Location 3 N-5 @ Khanewal

3.4 Location 4 N-5 @ Rohri/Sukkur

3.4.1 Description

The locations 4 and 5 were selected in the province of Sindh. The Location 4 was situated near to the city of Rohri. Most of traffic on this section originates from Karachi and other parts of Sindh. Figure 3.16 shows the location 4 on N-5.

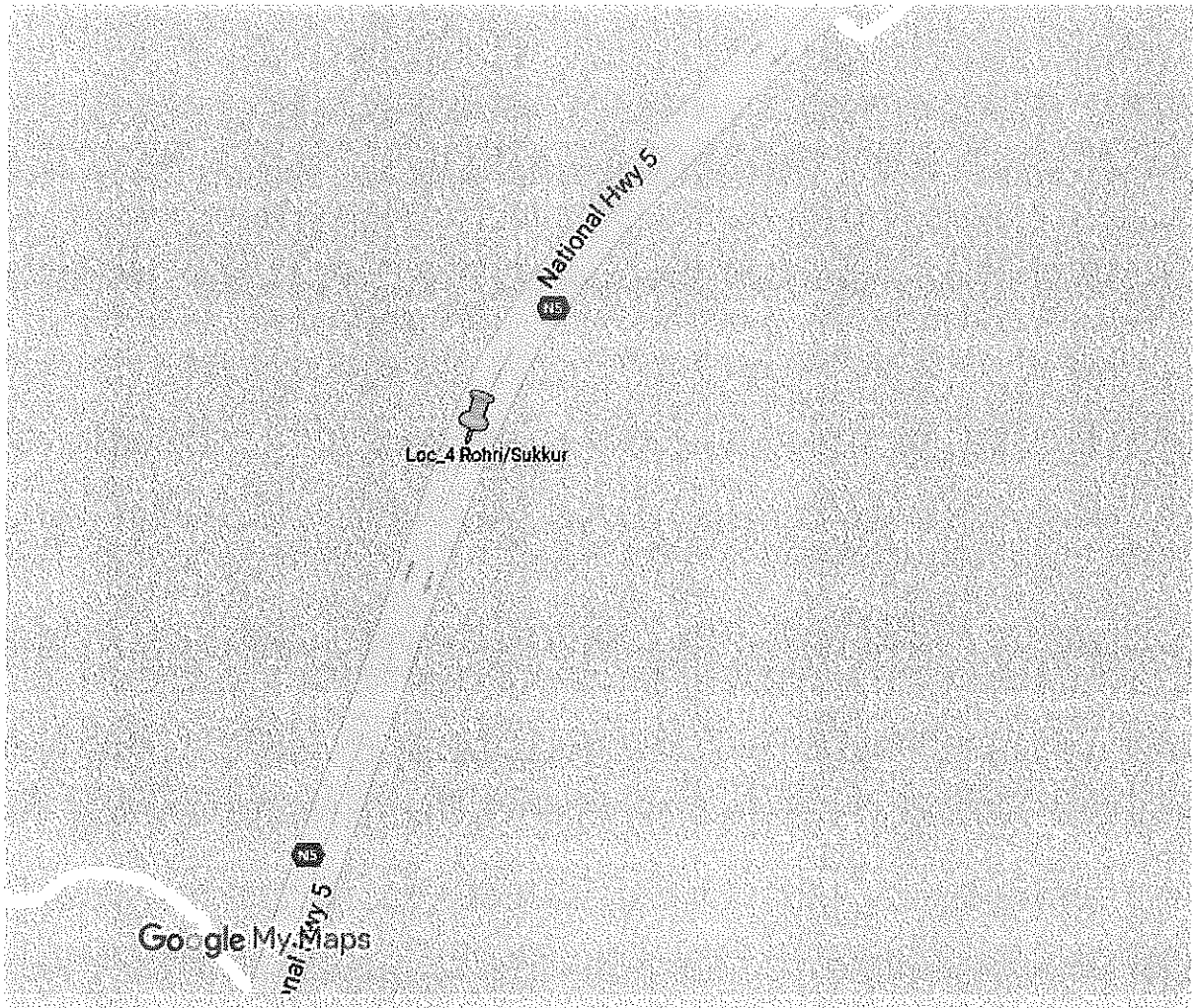


Figure 3.16 Location 4 N-5 @ Rohri/Sukkur

3.4.2 Traffic Counts at Location 4 N-5 @ Rohri/Sukkur

The counts were performed for Seven Days i.e. Sunday 16 April, 2017 to Saturday 22 April, 2017. Table 3.4 shows the traffic volume at location 4. Average volume for seven days was 23,633 vehicles per day for both directions. The traffic going towards Sukkur was considered as Southbound, whereas towards Bahawalpur as Northbound.

Table 3.4 Seven Days Classified Traffic Counts at Location 4 N-5 @ Rohri/Sukkur

Location ID	Direction	Date	Motor Cycle	Rickshaw	Car	Hiace/Mini Bus	Large Buses	Pickup Trucks	2-Axle Truck	3-Axle Truck	4-Axle Truck	5-Axle Truck	5-Axle Truck	Tractor	Total (Veh/Day)	Both Direction (Veh/Day)
N-5 @ Rohri	SB (Towards Sukkur)	Sun-16-Apr-17	3,028	212	2,466	469	201	639	906	542	1,182	360	676	252	10,933	23,633
		Mon-17-Apr-17	2,785	228	2,575	565	255	800	976	553	1,362	391	677	281	11,448	
		Tue-18-Apr-17	3,304	236	2,631	510	236	835	865	418	1,260	237	640	509	11,681	
		Wed-19-Apr-17	2,956	221	2,555	580	179	771	1,033	619	1,511	336	779	459	11,999	
		Thu-20-Apr-17	3,224	228	2,671	947	232	654	1,193	423	1,691	226	834	417	12,740	
		Fri-21-Apr-17	3,764	286	2,589	1,050	230	546	1,170	377	1,902	263	628	297	13,102	
		Sat-22-Apr-17	3,459	275	2,711	1,047	311	565	1,027	461	1,473	188	670	367	12,554	
	7 Day Average	3,217	241	2,600	738	235	687	1,024	485	1,483	286	701	369	12,065		
	NB (Towards Bahawalpur)	Sun-16-Apr-17	2,840	166	2,137	576	220	436	1,000	1,159	1,327	423	782	246	11,312	
		Mon-17-Apr-17	2,791	216	2,289	509	256	391	912	1,065	1,242	323	694	275	10,963	
		Tue-18-Apr-17	2,701	285	2,226	386	204	517	653	1,015	1,324	360	703	470	10,844	
		Wed-19-Apr-17	2,707	360	2,456	339	165	550	892	1,335	1,546	413	858	410	12,031	
		Thu-20-Apr-17	2,844	264	2,479	382	216	566	809	1,402	1,293	375	830	389	11,849	
		Fri-21-Apr-17	3,090	229	2,288	434	187	577	797	1,363	1,339	334	845	231	11,714	
Sat-22-Apr-17		2,896	263	2,578	413	198	555	946	1,328	1,463	391	886	346	12,263		
7 Day Average	2,838	255	2,350	434	207	513	858	1,238	1,362	374	800	338	11,568			

3.4.3 Day Wise Distribution of Traffic Volume at Location 4 N-5 @ Rohri/Sukkur

The data was collected for seven days. The traffic volume varies during the weekdays. Figure 3.17 shows the day wise distribution of traffic at location 4. The highest traffic volume of 13,102 vehicles per days was observed on Friday for Southbound direction.

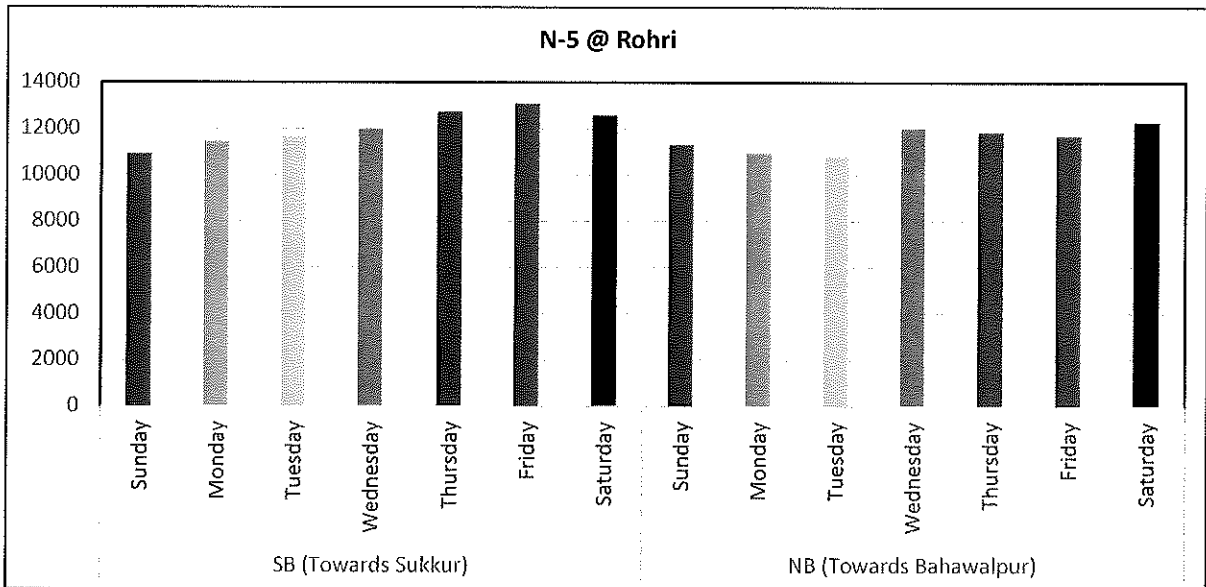


Figure 3.17 Day wise Traffic Volume Distribution at Location 4 N-5 @ Rohri/Sukkur

3.4.4 Hourly Distribution at Location 4 N-5 @ Rohri/Sukkur

Figure 3.18 shows the hourly distribution at location 4 for all days. The hourly pattern of the traffic remained the same for all days. The peak period occurred during evening from 7 to 8 PM.

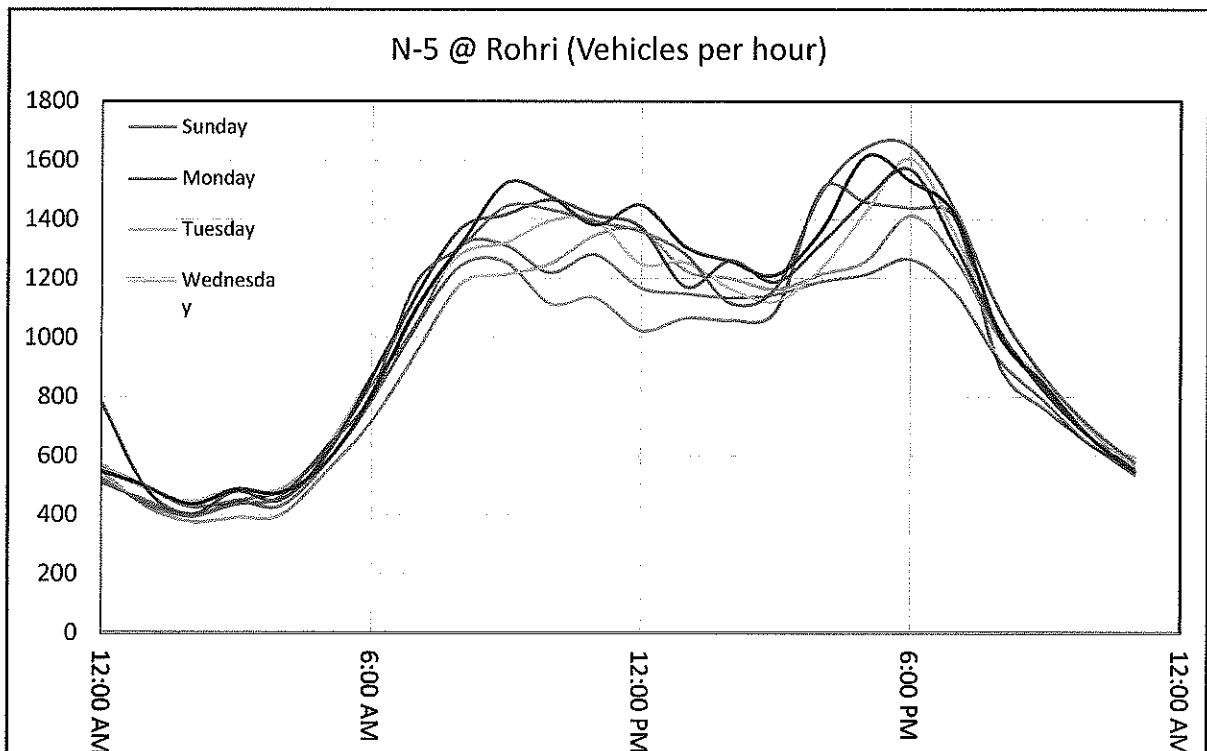


Figure 3.18 Hourly Traffic Volume Distribution at Location 4 N-5 @ Rohri/Sukkur

3.4.5 Traffic Distribution at Location 4 N-5 @ Rohri/Sukkur

3.4.5.1 All Vehicle Classes Distribution at Location 4 N-5 @ Rohri/Sukkur

Figure 3.19 shows the vehicle distribution for each class of vehicle at location 4. At this location, motorcycle outnumber cars i.e. 25.6 % and 20.9% for motorcycles and cars, respectively.

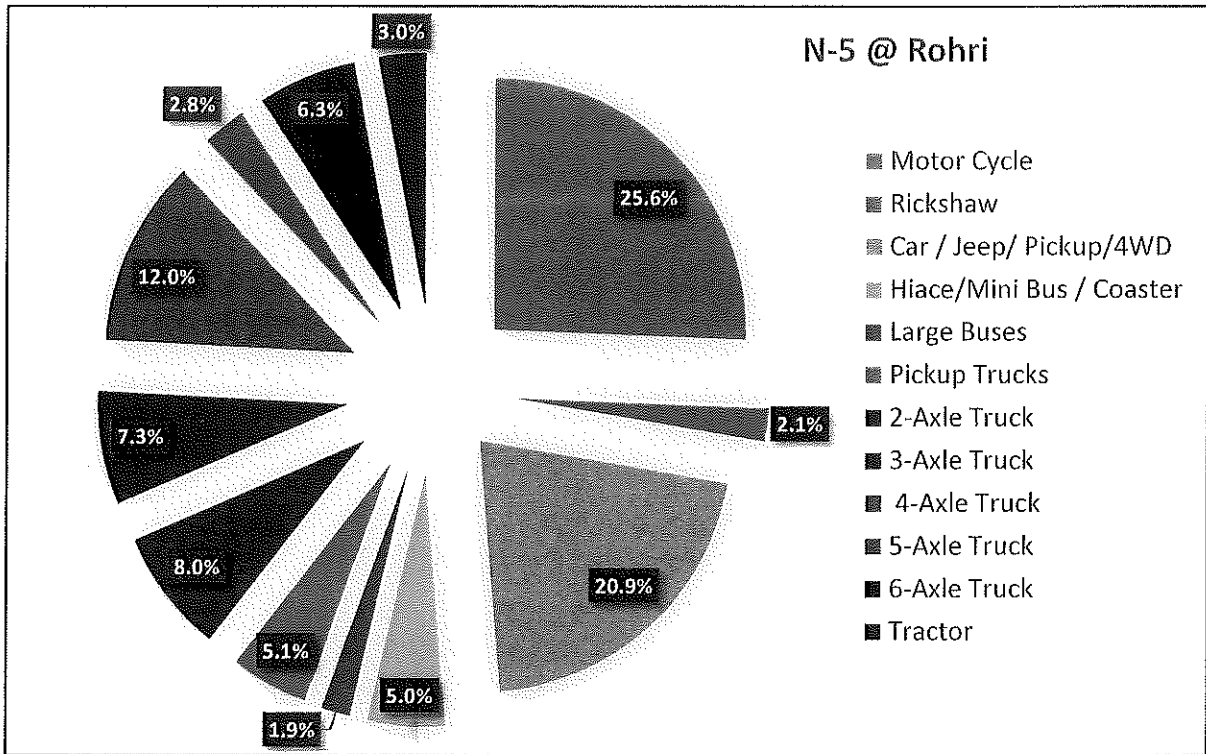


Figure 3.19 Traffic Distribution for each vehicle class at Location 4 N-5 @ Rohri

3.4.5.2 Passenger Cars, Public Transport & Trucks at Location 4 N-5 @ Rohri

Figure 3.20 shows the traffic distribution as per the Cars, Public Transport and Trucks at Location 4. The traffic consists of 33% cars, 9 % public Transport (Hiaces, Buses) and 58% Trucks. At this location, trucks percentage was higher than cars.

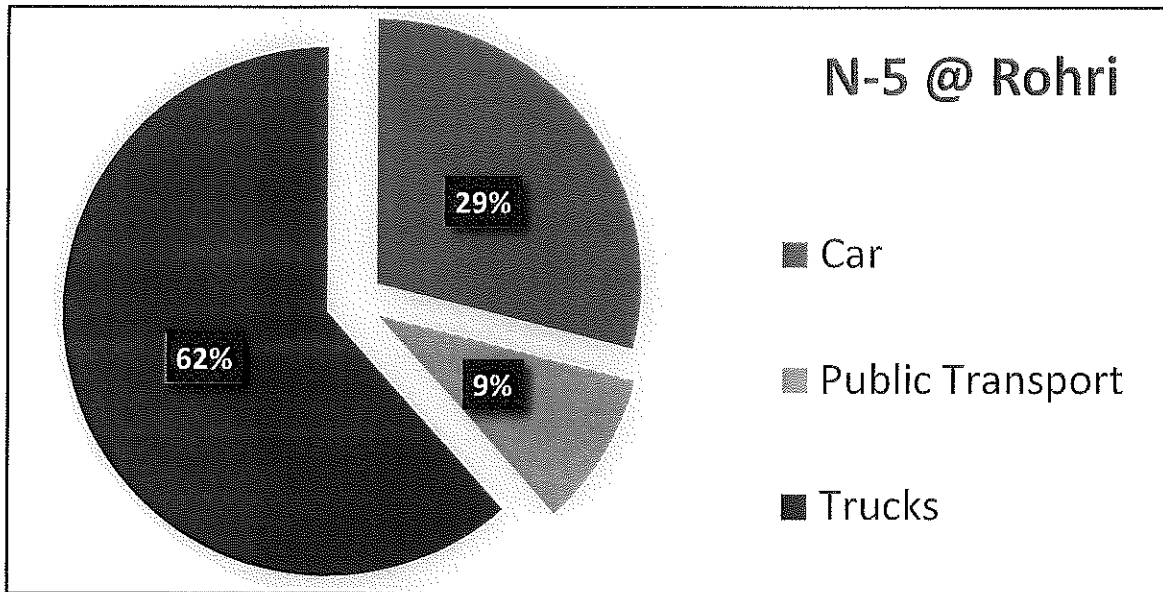


Figure 3.20 Traffic Distribution for Cars, Public Transport & Trucks at Location 4 N-5 @ Rohri

3.5 Location 5 N-5 @ Karachi

3.5.1 Description

The Location 5 was located on N-5 near city of Karachi. Figure 3.21 shows the exact location 5 on N-5. The point of data collection was very close to Pipri Weighing Station Toll Plaza on N-5. At this location, directional classified counts were conducted using Pneumatic Tubes and as well as with video recording unit for seven days. The traffic coming from Karachi was considered as Northbound and opposite direction as Southbound direction.

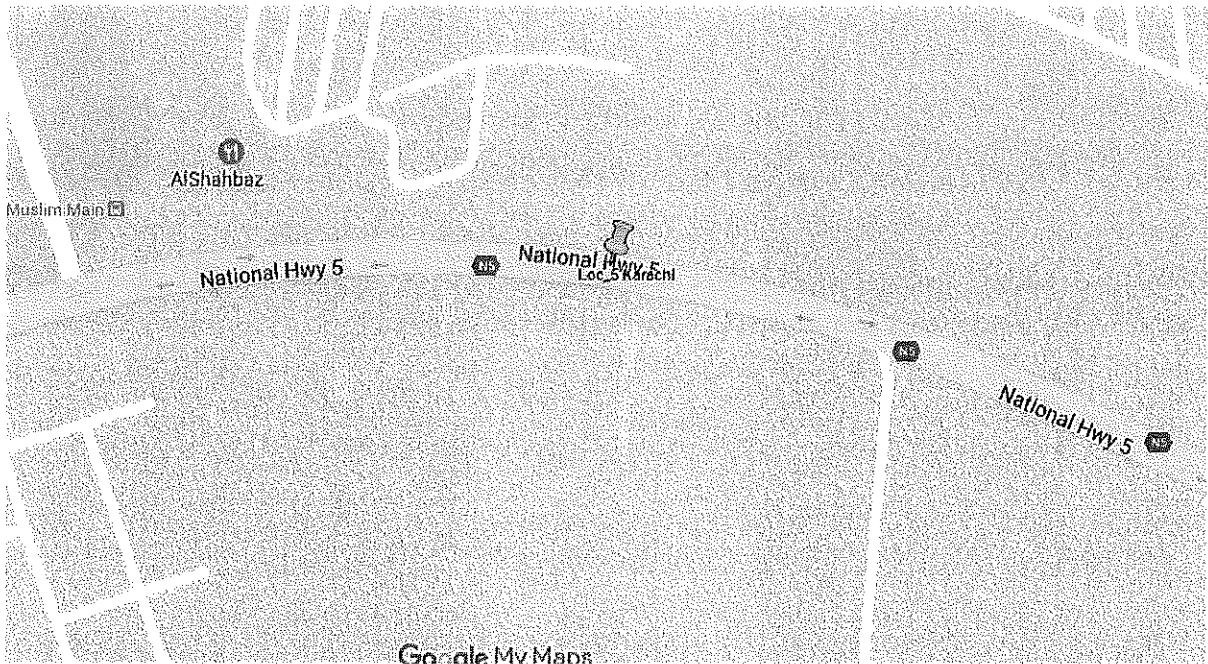


Figure 3.21 Location 5 N-5 @ Karachi

3.5.2 Traffic Counts at Location 5 N-5 @ Karachi

The counts were performed at this location using pneumatic tubes and video recording were used to calibrate and validate the data. Table 3.5 shows the traffic counts at Location 5. The counts were performed for Seven Days i.e. Monday 17 April, 2017 to Sunday 23 April, 2017.

Table 3-5 Seven Days Classified Traffic Counts at Location 5 N-5 @ Karachi

Location ID	Direction	Date	Motor Cycle	Rickshaw	Car	Hiace / Mini Bus	Large Buses	Pickup Trucks	2-Axle Truck	3-Axle Truck	4-Axle Truck	5-Axle Truck	6-Axle Truck	Tractor	Total (Veh/Day)	Both Direction (Veh/Day)	
N-5 @ Pipri, Karachi	SB (Towards Karachi)	Mon-17-Apr-17	2,839	257	2,821	607	172	190	319	640	682	174	268	1	8,970	19,874	
		Tue-18-Apr-17	2,459	268	2,252	394	271	208	346	638	672	178	271	0	7,957		
		Wed-19-Apr-17	2,352	279	2,625	382	203	235	294	734	733	733	231	305	0		8,373
		Thu-20-Apr-17	2,324	196	2,162	243	148	216	343	613	626	626	144	289	0		7,304
		Fri-21-Apr-17	2,297	249	3,136	450	226	256	410	613	875	875	174	354	1		9,041
		Sat-22-Apr-17	2,424	260	2,440	420	198	293	351	606	679	679	163	306	0		8,139
		Sun-23-Apr-17	2,494	250	2,465	407	199	221	326	656	678	678	182	283	0		8,159
	7 Day Average	2,456	251	2,557	415	202	231	341	643	707	707	178	297	0	8,278		
	NB (Towards Thatha)	Mon-17-Apr-17	3,481	287	3,765	627	291	258	411	314	904	1,511	147	471	2		10,800
		Tue-18-Apr-17	3,877	227	3,593	703	282	246	466	315	1,693	1,511	147	471	1		11,839
		Wed-19-Apr-17	4,860	210	3,160	761	321	317	445	328	1,409	1,409	158	531	2		12,892
		Thu-20-Apr-17	3,121	166	3,339	909	284	305	506	306	1,412	1,412	180	568	1		11,035
		Fri-21-Apr-17	3,633	254	3,317	721	251	348	534	391	1,258	1,258	150	495	1		11,610
		Sat-22-Apr-17	3,604	234	3,567	742	281	267	441	318	1,379	1,379	156	485	2		11,642
Sun-23-Apr-17		3,835	223	3,464	750	295	282	457	316	1,367	1,367	159	498	1	11,596		
7 Day Average	3,773	229	3,458	745	286	289	466	327	1,367	1,367	159	498	1	11,596			

3.5.3 Day Wise Distribution of Traffic Volume at Location 5 N-5 @ Karachi

Figure 3.22 shows the day wise distribution of traffic at location 5. The highest traffic volume was observed on Friday i.e. 9,041 vehicles per day for Southbound and on Wednesday 12,892 vehicles per days for Northbound direction.

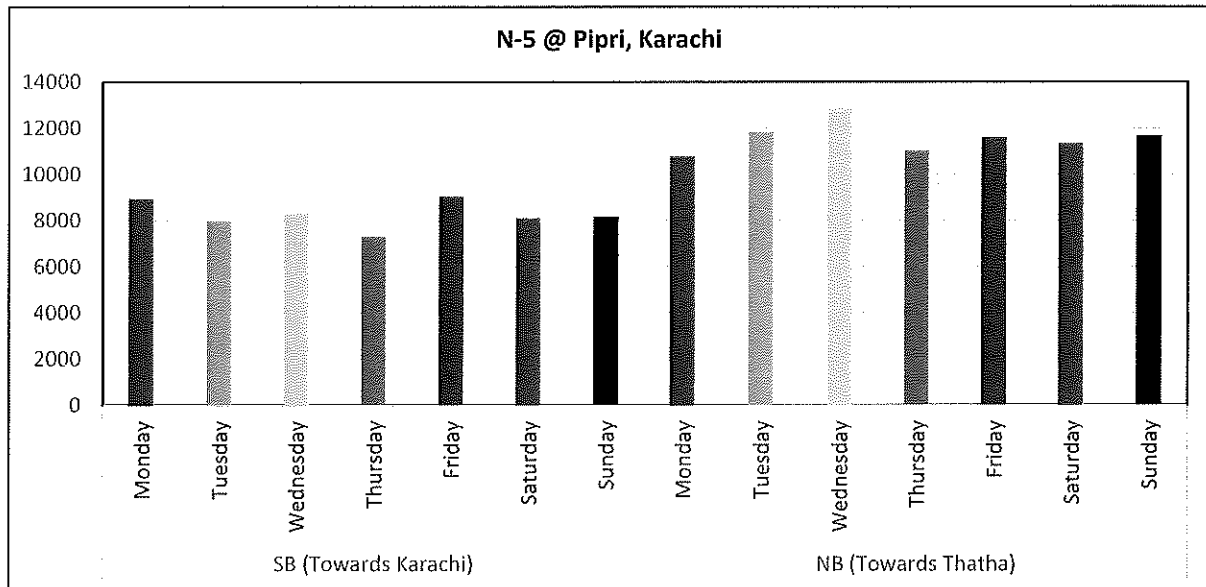


Figure 3.22 Day wise Traffic Volume Distribution at Location 5 N-5 @ Karachi

3.5.4 Hourly Distribution at Location 5 N-5 @ Karachi

The hourly analysis of volume determines the peak time period during a day. Figure 3.23 shows the hourly distribution at location 5 for all days. The peak hours occurred in the evening from 6 to 7 PM.

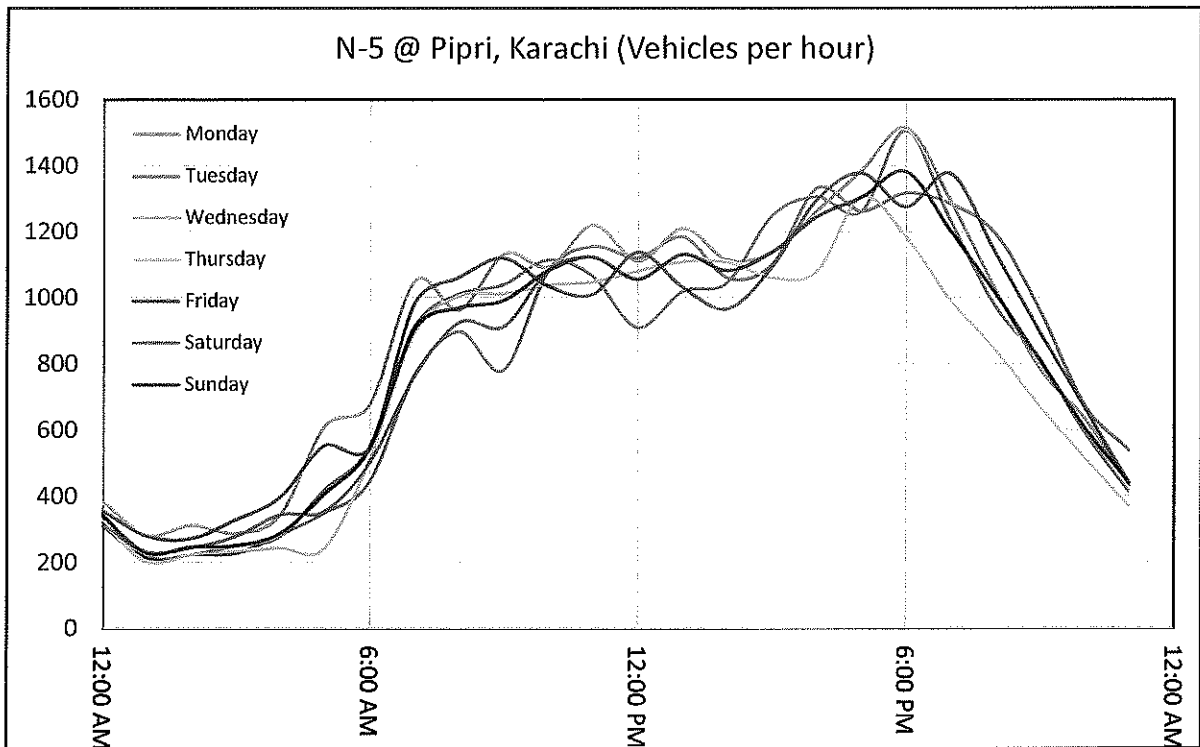


Figure 3.23 Hourly Traffic Volume Distribution at Location 5 N-5 @ Karachi

3.5.5 Traffic Distribution at Location 5 N-5 @ Karachi

3.5.5.1 All Vehicle Classes Distribution at Location 5 N-5 @ Karachi

Figure 3.24 shows the vehicle distribution for each class of vehicle observed at location 5 on N-5 at Karachi. Motorcycle outnumbered cars at this location.

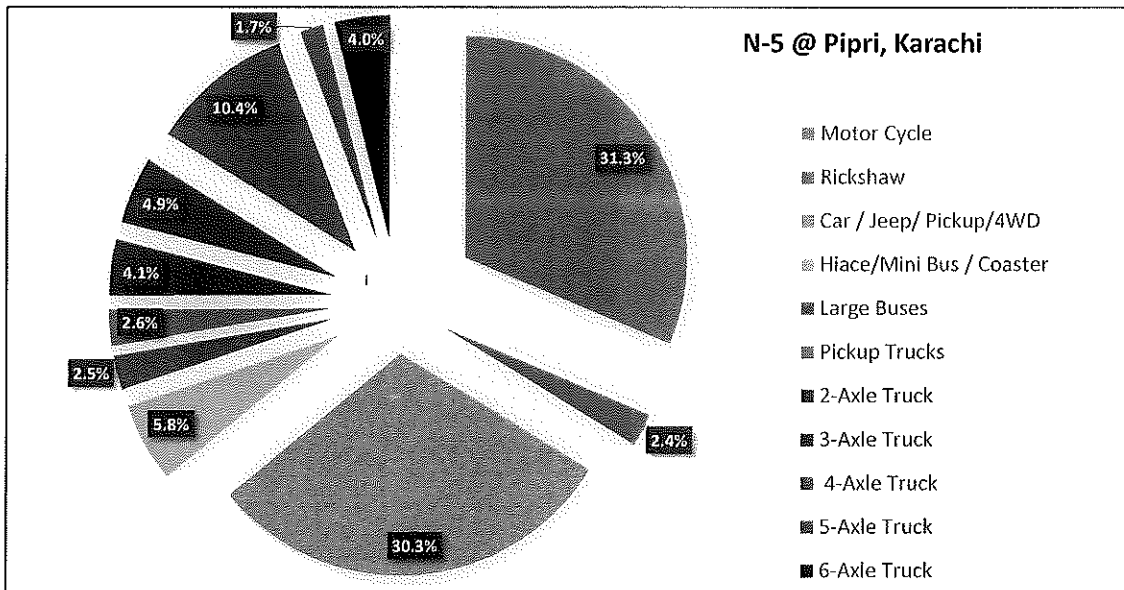


Figure 3.24 Traffic Distribution for each vehicle class at Location 5 N-5 @ Karachi

3.5.5.2 Passenger Cars, Public Transport & Trucks at Location 5 N-5 @ Karachi

Figure 3.25 shows the traffic distribution observed at location 5. The traffic consists of 47% cars, 12% public Transport (Hiaces, Buses) and 41% Trucks..

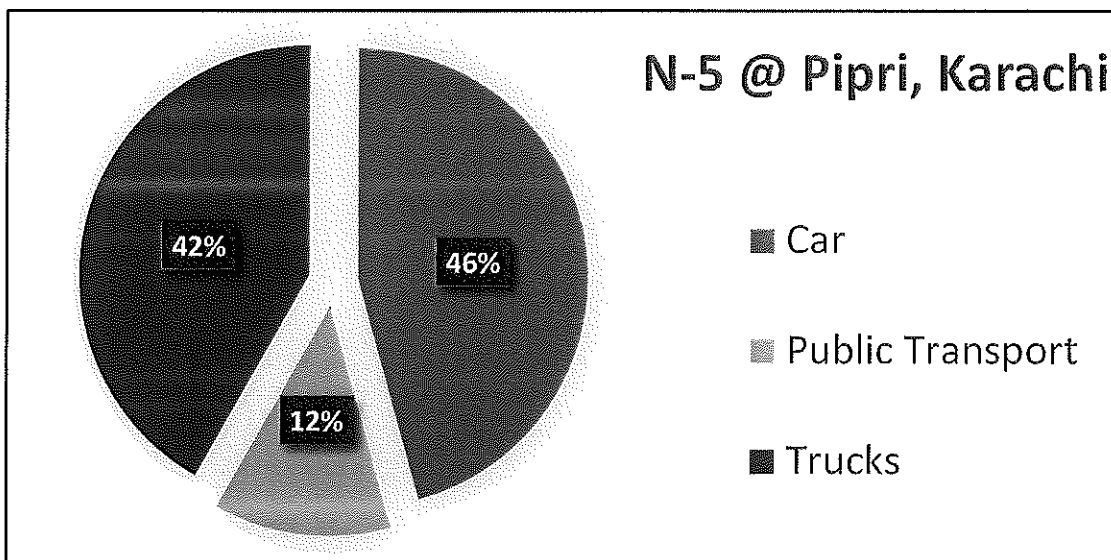


Figure 3.25 Traffic Distribution for Cars, Public Transport & Trucks at Location 5 N-5 @ Karachi

4 CONCLUSIONS & RECOMMENDATIONS

4.1 Conclusions

National Transport Research Center (NTRC) had commissioned SCEE, NUST to conduct “Pilot Traffic Count Survey on N-5 @ Five Locations”. The summary of results and conclusions based upon the data collected and analysis are provided below:

- This project provides an systematic approach to conduct a reliable and accurate traffic counts.
- The pilot classified traffic counts were conducted at five locations on N-5:
 - Pabbi (Near Peshawar), KPK
 - Gujranwala, Punjab
 - Khanewal, Punjab
 - Rohri/Sukkur, Sindh
 - Karachi, Sindh
- The State of Art Equipment was used to collect automotive classified counts for seven days at each location on both direction.
- The collected data was went through a systematic Calibration and Validation Process, to ensure accurate and reliable data.
- The post data analyses were done to determine the traffic demand on each day of a week and hourly throughout the day.
- Maximum traffic were observed at Gujranwala on N-5 i.e. 76,239 vehicles per day for both direction. The average traffic demand on each location for both direction is shown in the figure 4.1 below.

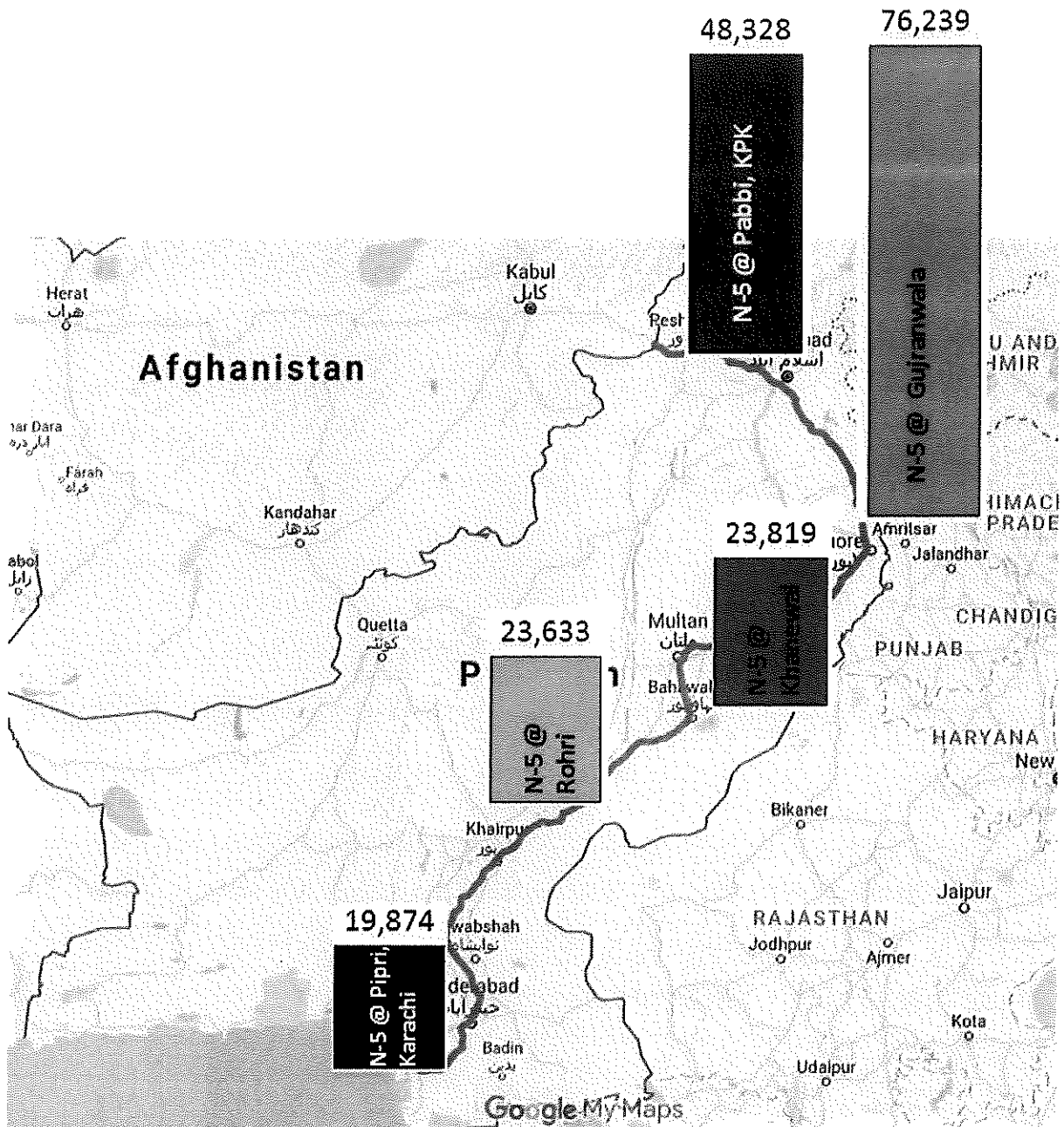


Figure 4.1 Average Vehicles per Data at five locations on N-5

4.2 Recommendations

Following are the recommendations for future studies and data collection:

- The systemic methodology illustrated in this pilot project, should be adopted for future projects for reliable and accurate traffic volume data collection.
- The equipment used in this pilot project is popular and extensively used in other parts of world for traffic volume data collection. It is recommended this State of Art equipment should be used for traffic volume data collection in future.
- The comprehensive data collection plan should be made for all national highways in Pakistan, which should include following tasks:
 - Identification of Locations for data collection on All National Highways
 - Development of detail schedule of Data Collection at each selected location
 - Installation of Equipment under the supervision of experts
 - Development of Database to keep track of historical data
- The determination of existing traffic demand on roadway network is vital for:
 - Estimation of growth rate
 - Prioritization of Pavement Management Plan
 - Evaluation of traffic operation on different sections
- It is recommended similar studies and data collection should be done on the provincial roads all over Pakistan
- The decisions related to any mitigation measure or improvement should be based upon collected data.
- The upcoming new infrastructure under China-Pakistan Economic Corridor (CPEC) project, estimation of existing travel demand on roads in Pakistan becomes more essential and critical. Therefore, it is recommended to collect traffic volume data for

national and major provincial roads on regular bases. Moreover, traffic volume database should be maintained to estimated growth and changes in traffic over time.


4.3 Acknowledgements

The consultant team would like to express their deep gratitude to National Transport Research Center (NTRC) for providing the opportunity to work with them. We have to recognize the support and guidance provided by Mr. Sajjad Afzal Afridi (NRTC Chief), Mr. Muhammad Sayyar Khan (Deputy Chief) and Mr. Zia ul Islam (Research Officer).


Appendix A

Snapshot of All Locations


Location 1 N-5 @ Pabbi-KPK




Engineer installing Miovision Scout




NTRC Team visit at Location 1



**NTRC Team visit
at Location 1**





**NTRC Team visit
at Location 1**



**NTRC Team visit
at Location 1**

Location 2 N-5 @ Gujranwala




Engineer installing Miovision Scout



Engineer installing Miovision Scout

Location 3 N-5 @ Khanewal




NTRC Team visit at Location 3



NTRC Team visit at Location 3



Engineer installing Metro Counter



Engineer installing Metro Counter





Metro Counter Installed at Location



NTRC Team visit at Location 3


Location 4 N-5 @ Rohri




Miovision Scout installed at Location 4



NTRC Team visit at Location 4



Engineer installing Metro Counter




Engineer installing Metro Counter

Location 5 N-5 @ Karachi




NTRC Team visit at Location 5




Miovision Scout installed at Location 5



Metro Counter installed at Location 5



Metro Counter tubes installed at Location 5



NTRC Team visit at Location 5

Appendix B

Detail Classified Hourly Counts for All

Locations

Location	N-5 @ Pabbi (KPK)	Date	Saturday, April 29, 2017
Direction	NB (Towards Peshawar)	Time Duration	168 hours
From	Nowshera	Type of Count	Classified Counts
To	Peshawar	Description	7-Days Counts @ N-5 Near Pabbi, KPK

Time	Vehicle Classification											Total			
	From	To	Motor Cycle	Rickshaw	Car / Jeep / Pickup/4WD	Hiace/Mini Bus / Coaster	Large Buses	Pickup Trucks	2-Axle Truck	3-Axle Truck	4-Axle Truck		5-Axle Truck	6-Axle Truck	Tractor
12:00 AM			21	2	99	10	3	27	19	21	5	1	4	1	213
1:00 AM			8	1	52	5	2	22	25	14	4	1	4	1	139
2:00 AM			7	1	41	5	2	29	23	34	5	2	6	1	156
3:00 AM			4	0	44	6	2	27	36	30	5	3	7	0	164
4:00 AM			10	1	56	9	4	34	55	21	7	3	8	1	209
5:00 AM			41	5	121	40	6	54	45	35	6	2	7	5	367
6:00 AM			127	20	275	107	7	51	38	29	7	2	6	10	679
7:00 AM			228	90	550	157	10	56	57	23	7	3	7	16	1204
8:00 AM			311	131	679	142	4	142	58	26	11	0	5	16	1525
9:00 AM			321	124	887	152	4	125	78	47	5	0	5	25	1773
10:00 AM			323	134	880	118	4	100	43	49	7	1	12	23	1694
11:00 AM			384	168	885	123	5	88	56	50	12	2	9	25	1807
12:00 PM			367	137	900	121	4	36	53	43	2	0	4	15	1682
1:00 PM			361	91	893	130	4	90	42	24	5	2	2	21	1665
2:00 PM			291	72	862	115	7	77	41	38	7	0	1	16	1527
3:00 PM			286	93	853	104	7	96	55	31	3	0	0	16	1544
4:00 PM			361	89	882	116	6	65	53	44	4	1	1	23	1645
5:00 PM			346	95	873	102	4	49	51	33	2	1	6	18	1580
6:00 PM			402	101	875	103	4	56	46	42	11	1	7	15	1663
7:00 PM			428	86	792	77	5	46	45	23	6	1	3	7	1519
8:00 PM			277	15	704	119	5	43	36	32	6	2	12	8	1259
9:00 PM			181	8	404	73	4	29	55	17	5	0	3	2	781
10:00 PM			127	8	292	38	4	16	25	25	6	0	4	0	545
11:00 PM			17	1	163	8	4	36	30	27	3	1	10	0	300
Total			5,229	1,473	13,062	1,980	111	1,394	1,055	758	141	29	133	265	25,640

Location	N-5 @ Pabbi (KPK)	Date	Sunday, April 30, 2017
Direction	Northbound	Time Duration	168 hours
From	Nowshera	Type of Count	Classified Counts
To	Peshawar	Description	7-Days Counts @ N-5 Near Pabbi, KPK

Time	Vehicle Classification											Total					
	Motor Cycle	Rickshaw	Car / Jeep / Pickup/4WD	Hiace/Mini Bus / Coaster	Large Buses	Pickup Trucks	2-Axle Truck	3-Axle Truck	4-Axle Truck	5-Axle Truck	6-Axle Truck		Tractor				
From	To																
12:00 AM	1:00 AM	19	1	105	12	3	24	20	4	0	6	0	218				
1:00 AM	2:00 AM	10	0	61	6	2	16	16	2	1	4	0	132				
2:00 AM	3:00 AM	6	1	45	4	3	20	51	2	1	10	0	159				
3:00 AM	4:00 AM	4	0	35	5	3	19	34	3	0	4	0	135				
4:00 AM	5:00 AM	12	1	43	4	4	16	15	9	1	9	1	166				
5:00 AM	6:00 AM	38	9	107	35	7	30	34	6	1	3	10	305				
6:00 AM	7:00 AM	116	17	209	66	7	22	29	4	0	2	11	513				
7:00 AM	8:00 AM	196	67	375	98	6	51	34	10	0	3	13	897				
8:00 AM	9:00 AM	282	100	573	111	6	61	39	7	0	3	20	1249				
9:00 AM	10:00 AM	341	109	711	117	8	56	39	4	0	2	29	1469				
10:00 AM	11:00 AM	396	119	863	119	9	49	40	4	4	1	20	1670				
11:00 AM	12:00 PM	388	119	913	121	5	29	46	8	2	3	17	1691				
12:00 PM	1:00 PM	367	115	860	102	9	53	28	6	2	5	20	1611				
1:00 PM	2:00 PM	303	90	807	94	7	27	24	10	4	9	13	1443				
2:00 PM	3:00 PM	319	71	743	81	5	24	27	3	4	12	12	1347				
3:00 PM	4:00 PM	320	79	813	93	8	25	30	7	1	4	13	1436				
4:00 PM	5:00 PM	376	94	880	89	6	23	39	7	1	2	13	1567				
5:00 PM	6:00 PM	434	101	902	92	4	31	44	9	3	7	11	1691				
6:00 PM	7:00 PM	454	145	1,010	105	4	31	29	3	1	4	11	1839				
7:00 PM	8:00 PM	449	118	1,109	78	5	23	41	6	3	6	10	1877				
8:00 PM	9:00 PM	341	29	932	92	4	39	25	3	3	6	4	1505				
9:00 PM	10:00 PM	225	5	591	61	6	31	13	4	0	7	3	985				
10:00 PM	11:00 PM	102	2	386	35	4	33	20	8	0	2	2	621				
11:00 PM	12:00 AM	57	3	222	18	3	29	12	6	0	2	2	366				
Total		5,555	1,595	13,295	1,658	128	762	717	135	32	116	235	24,892				

Location	N-5 @ Pabbi (KPK)	Date	Monday, May 1, 2017
Direction	Northbound	Time Duration	168 hours
From	Nowshera	Type of Count	Classified Counts
To	Peshawar	Description	7-Days Counts @ N-5 Near Pabbi, KPK

Time	Vehicle Classification											Total					
	Motor Cycle	Rickshaw	Car / Jeep / Pickup/4WD	Hiace/Mini Bus / Coaster	Large Buses	Pickup Trucks	2-Axle Truck	3-Axle Truck	4-Axle Truck	5-Axle Truck	6-Axle Truck		Tractor				
From	To																
12:00 AM	1:00 AM	14	1	125	14	2	27	19	29	5	1	3	1	241			
1:00 AM	2:00 AM	7	0	63	4	0	27	25	8	2	0	4	0	140			
2:00 AM	3:00 AM	9	0	55	5	1	34	12	35	3	0	1	0	155			
3:00 AM	4:00 AM	7	0	52	3	1	27	30	28	6	2	7	0	163			
4:00 AM	5:00 AM	16	0	78	13	2	39	58	18	7	4	7	0	242			
5:00 AM	6:00 AM	33	3	129	35	7	54	37	30	5	3	11	2	349			
6:00 AM	7:00 AM	111	10	218	88	6	61	18	18	9	1	9	6	555			
7:00 AM	8:00 AM	214	76	423	123	5	47	48	17	3	4	9	20	989			
8:00 AM	9:00 AM	296	128	600	123	4	49	55	32	4	1	7	14	1313			
9:00 AM	10:00 AM	321	141	787	116	3	52	57	35	4	2	7	17	1542			
10:00 AM	11:00 AM	305	134	889	136	4	47	52	29	6	1	7	20	1630			
11:00 AM	12:00 PM	361	156	843	102	5	44	44	29	7	0	4	10	1605			
12:00 PM	1:00 PM	317	122	976	125	6	47	56	28	5	2	7	14	1705			
1:00 PM	2:00 PM	264	105	855	113	4	58	43	34	6	3	7	7	1499			
2:00 PM	3:00 PM	191	52	679	172	5	62	40	35	3	0	0	15	1254			
3:00 PM	4:00 PM	246	30	825	221	4	38	33	25	5	0	4	26	1457			
4:00 PM	5:00 PM	296	61	881	284	6	35	43	19	4	0	0	16	1645			
5:00 PM	6:00 PM	318	71	848	229	6	55	56	13	5	1	0	14	1616			
6:00 PM	7:00 PM	377	93	966	190	3	42	37	21	3	0	3	12	1747			
7:00 PM	8:00 PM	371	81	973	164	8	51	38	11	2	0	4	8	1711			
8:00 PM	9:00 PM	241	35	684	119	4	48	36	10	5	3	9	4	1198			
9:00 PM	10:00 PM	112	5	479	97	6	31	23	18	3	0	2	0	776			
10:00 PM	11:00 PM	69	9	311	65	3	24	20	2	4	2	4	4	517			
11:00 PM	12:00 AM	63	3	192	35	4	21	24	8	8	1	10	0	369			
Total		4,559	1,316	12,931	2,576	99	1,020	904	532	114	31	126	210	24,418			

Location	N-5 @ Pabbi (KPK)	Date	Tuesday, May 2, 2017
Direction	Northbound	Time Duration	168 hours
From	Nowshera	Type of Count	Classified Counts
To	Peshawar	Description	7-Days Counts @ N-5 Near Pabbi, KPK

Time	Vehicle Classification													Total		
	Motor Cycle	Rickshaw	Car / Jeep / Pickup/4WD	Hiace/Mini Bus / Coaster	Large Buses	Pickup Trucks	2-Axle Truck	3-Axle Truck	4-Axle Truck	5-Axle Truck	6-Axle Truck	Tractor				
From	To															
12:00 AM	1:00 AM	41	4	90	8	5	19	18	10	7	1	4	0	207		
1:00 AM	2:00 AM	11	1	38	3	3	18	25	6	4	1	2	3	115		
2:00 AM	3:00 AM	9	0	26	5	1	30	30	33	6	1	2	0	143		
3:00 AM	4:00 AM	3	0	35	7	0	22	36	31	4	3	6	0	147		
4:00 AM	5:00 AM	7	2	51	11	6	33	49	13	7	3	6	2	190		
5:00 AM	6:00 AM	44	3	127	65	4	50	59	24	6	2	8	2	394		
6:00 AM	7:00 AM	148	25	306	149	8	55	54	40	7	2	7	7	808		
7:00 AM	8:00 AM	266	111	722	258	13	43	70	26	6	3	7	12	1537		
8:00 AM	9:00 AM	253	80	862	301	6	42	72	32	5	2	8	17	1680		
9:00 AM	10:00 AM	276	119	911	242	5	45	63	25	7	3	6	10	1712		
10:00 AM	11:00 AM	227	103	886	244	4	41	46	29	8	2	5	23	1618		
11:00 AM	12:00 PM	289	118	862	130	4	73	60	21	3	2	4	22	1588		
12:00 PM	1:00 PM	339	130	809	112	5	77	61	18	5	4	9	20	1589		
1:00 PM	2:00 PM	373	119	842	124	6	51	58	13	7	1	7	16	1617		
2:00 PM	3:00 PM	305	71	768	113	8	54	53	26	4	0	4	19	1425		
3:00 PM	4:00 PM	339	89	799	138	6	34	53	23	5	0	3	11	1500		
4:00 PM	5:00 PM	316	78	970	143	7	31	72	19	3	1	6	20	1665		
5:00 PM	6:00 PM	341	109	920	102	9	29	58	15	7	1	3	16	1610		
6:00 PM	7:00 PM	352	93	807	92	8	61	66	8	4	0	2	13	1506		
7:00 PM	8:00 PM	319	69	794	91	6	59	62	16	7	3	4	10	1440		
8:00 PM	9:00 PM	272	30	594	81	5	48	39	22	6	4	11	3	1115		
9:00 PM	10:00 PM	101	6	322	46	4	64	40	27	6	2	10	2	630		
10:00 PM	11:00 PM	27	5	194	27	5	39	38	17	3	0	2	1	358		
11:00 PM	12:00 AM	11	0	151	14	2	34	22	24	5	2	5	0	270		
Total		4,669	1,365	12,886	2,506	130	1,052	1,204	518	132	43	131	229	24,365		

Location	N-5 @ Pabbi (KPK)	Date	Wednesday, May 3, 2017
Direction	Northbound	Time Duration	168 hours
From	Nowshera	Type of Count	Classified Counts
To	Peshawar	Description	7-Days Counts @ N-5 Near Pabbi, KPK

Time		Vehicle Classification											Total	
From	To	Motor Cycle	Rickshaw	Car / Jeep / Pickup/4WD	Hiace/Mini Bus / Coaster	Large Buses	Pickup Trucks	2-Axle Truck	3-Axle Truck	4-Axle Truck	5-Axle Truck	6-Axle Truck	Tractor	Total
12:00 AM	1:00 AM	8	0	75	6	0	37	14	25	4	0	2	0	171
1:00 AM	2:00 AM	2	0	43	7	3	26	36	24	5	1	4	0	151
2:00 AM	3:00 AM	1	0	36	3	1	29	32	17	8	3	8	1	139
3:00 AM	4:00 AM	1	0	53	7	3	37	48	27	6	5	11	0	198
4:00 AM	5:00 AM	4	1	51	6	2	46	60	36	5	3	9	0	223
5:00 AM	6:00 AM	48	3	121	24	5	81	57	51	7	1	4	3	405
6:00 AM	7:00 AM	132	26	367	122	6	66	48	29	7	2	6	13	824
7:00 AM	8:00 AM	233	106	678	149	14	80	64	14	8	3	6	19	1374
8:00 AM	9:00 AM	292	149	864	155	6	91	95	30	5	1	0	24	1712
9:00 AM	10:00 AM	279	102	930	137	7	89	61	20	4	2	4	27	1662
10:00 AM	11:00 AM	286	132	833	117	6	63	64	34	9	0	2	32	1578
11:00 AM	12:00 PM	336	141	821	106	6	49	58	19	4	2	4	15	1561
12:00 PM	1:00 PM	313	152	833	90	9	34	61	14	7	1	3	21	1538
1:00 PM	2:00 PM	5	127	855	120	1	56	64	16	7	0	2	15	1268
2:00 PM	3:00 PM	2	76	850	105	1	88	64	31	8	5	4	20	1254
3:00 PM	4:00 PM	2	124	886	121	2	81	57	31	11	1	2	18	1336
4:00 PM	5:00 PM	3	104	925	123	3	50	53	34	7	2	7	19	1330
5:00 PM	6:00 PM	9	103	907	124	6	66	77	47	9	2	9	17	1376
6:00 PM	7:00 PM	46	88	803	104	5	69	69	33	9	1	8	17	1252
7:00 PM	8:00 PM	144	70	740	103	6	55	49	39	8	1	4	13	1232
8:00 PM	9:00 PM	282	27	491	94	9	56	53	30	3	1	5	6	1057
9:00 PM	10:00 PM	317	13	313	72	6	43	33	28	9	4	10	4	852
10:00 PM	11:00 PM	356	6	187	48	5	37	39	21	3	2	9	3	716
11:00 PM	12:00 AM	351	2	186	29	4	39	35	16	6	0	2	2	672
Total		3,452	1,552	12,848	1,972	116	1,368	1,291	666	159	43	125	289	23,881

Location	N-5 @ Pabbi (KPK)	Date	Thursday, May 4, 2017
Direction	Northbound	Time Duration	168 hours
From	Nowshera	Type of Count	Classified Counts
To	Peshawar	Description	7-Days Counts @ N-5 Near Pabbi, KPK

Time		Vehicle Classification											Total				
		Motor Cycle	Rickshaw	Car / Jeep / Pickup/4WD	Hiace/Mini Bus / Coaster	Large Buses	Pickup Trucks	2-Axle Truck	3-Axle Truck	4-Axle Truck	5-Axle Truck	6-Axle Truck		Tractor			
From	To																
12:00 AM	1:00 AM	363	1	75	20	7	35	39	10	4	3	8	0	565			
1:00 AM	2:00 AM	362	1	62	11	10	26	29	3	3	1	2	0	510			
2:00 AM	3:00 AM	313	0	45	6	8	31	50	18	2	3	10	1	487			
3:00 AM	4:00 AM	301	1	33	4	3	39	68	13	4	5	14	0	485			
4:00 AM	5:00 AM	284	2	80	11	7	41	58	8	5	4	9	2	511			
5:00 AM	6:00 AM	366	9	150	46	4	61	69	18	9	1	3	4	740			
6:00 AM	7:00 AM	393	20	383	128	8	77	84	11	4	0	1	12	1121			
7:00 AM	8:00 AM	373	88	774	160	7	81	65	8	5	2	4	16	1583			
8:00 AM	9:00 AM	394	147	988	176	6	101	102	18	3	1	6	22	1964			
9:00 AM	10:00 AM	261	138	940	140	6	83	76	27	8	3	3	30	1715			
10:00 AM	11:00 AM	171	178	879	110	7	76	58	45	4	2	4	20	1554			
11:00 AM	12:00 PM	83	133	875	108	3	92	58	22	4	4	10	17	1409			
12:00 PM	1:00 PM	37	139	892	123	1	101	41	31	5	1	6	27	1404			
1:00 PM	2:00 PM	306	96	842	109	7	104	53	37	5	5	12	14	1590			
2:00 PM	3:00 PM	264	68	839	108	3	79	61	45	4	3	4	16	1494			
3:00 PM	4:00 PM	314	83	838	125	5	67	57	46	1	1	5	14	1556			
4:00 PM	5:00 PM	316	103	977	123	6	71	45	40	5	1	5	13	1705			
5:00 PM	6:00 PM	388	130	914	125	7	53	57	29	5	1	4	14	1727			
6:00 PM	7:00 PM	458	116	816	131	6	66	50	22	4	0	2	17	1688			
7:00 PM	8:00 PM	432	132	890	96	6	69	44	36	7	3	6	10	1731			
8:00 PM	9:00 PM	283	65	670	83	6	61	38	23	7	2	7	4	1249			
9:00 PM	10:00 PM	164	41	445	47	5	53	43	23	8	3	9	4	845			
10:00 PM	11:00 PM	51	6	318	33	4	37	35	6	5	1	4	2	502			
11:00 PM	12:00 AM	18	2	211	19	2	30	35	10	4	2	3	2	338			
Total		6,695	1,699	13,936	2,042	134	1,534	1,315	549	115	52	141	261	28,473			

Location	N-5 @ Pabbi (KPK)	Date	Friday, May 5, 2017
Direction	Northbound	Time Duration	168 hours
From	Nowshera	Type of Count	Classified Counts
To	Peshawar	Description	7-Days Counts @ N-5 Near Pabbi, KPK

Time	Vehicle Classification											Total		
	Motor Cycle	Rickshaw	Car / Jeep / Pickup/4WD	Hiace/Mini Bus / Coaster	Large Buses	Pickup Trucks	2-Axle Truck	3-Axle Truck	4-Axle Truck	5-Axle Truck	6-Axle Truck		Tractor	
From	To													
12:00 AM	1:00 AM	17	1	146	13	3	19	38	22	5	0	3	1	268
1:00 AM	2:00 AM	13	0	76	9	6	15	23	18	5	0	1	0	166
2:00 AM	3:00 AM	6	0	55	6	4	39	35	32	5	4	11	0	197
3:00 AM	4:00 AM	13	0	53	5	4	35	29	41	3	3	8	0	194
4:00 AM	5:00 AM	17	1	69	6	5	26	55	13	7	1	3	0	203
5:00 AM	6:00 AM	67	4	144	40	4	72	44	17	5	2	10	0	409
6:00 AM	7:00 AM	163	32	343	92	5	63	30	20	9	3	7	4	771
7:00 AM	8:00 AM	251	105	691	143	8	59	50	4	10	1	6	7	1335
8:00 AM	9:00 AM	304	95	790	140	7	60	44	21	4	1	3	4	1473
9:00 AM	10:00 AM	359	102	784	128	6	54	22	41	4	1	3	8	1512
10:00 AM	11:00 AM	344	129	816	123	5	77	44	30	3	5	0	6	1582
11:00 AM	12:00 PM	386	109	828	117	7	36	30	25	9	3	11	7	1568
12:00 PM	1:00 PM	327	78	838	119	7	54	28	22	8	3	12	5	1501
1:00 PM	2:00 PM	214	30	533	105	5	42	25	24	6	1	7	2	994
2:00 PM	3:00 PM	209	52	675	82	8	37	37	18	6	1	7	8	1140
3:00 PM	4:00 PM	258	49	817	108	6	33	26	21	9	2	14	4	1347
4:00 PM	5:00 PM	292	54	870	141	6	45	27	18	6	0	9	4	1472
5:00 PM	6:00 PM	356	74	920	129	6	41	48	22	5	2	10	8	1621
6:00 PM	7:00 PM	397	84	851	114	5	31	36	9	4	1	6	5	1543
7:00 PM	8:00 PM	461	73	948	129	6	30	61	10	9	2	6	2	1737
8:00 PM	9:00 PM	293	39	811	93	4	26	31	24	8	3	4	4	1340
9:00 PM	10:00 PM	218	23	577	65	5	31	32	11	3	3	8	8	984
10:00 PM	11:00 PM	214	7	521	60	4	25	41	7	8	3	9	4	903
11:00 PM	12:00 AM	51	1	188	14	4	19	32	4	2	0	4	1	320
Total		5,230	1,142	13,344	1,981	130	969	868	474	143	45	162	92	24,580

Location	N-5 @ Pabbi, KPK	Date	Saturday, April 29, 2017
Direction	SB (Towards Nowshera)	Time Duration	168 hours
From	Peshawar	Type of Count	Classified Counts
To	Nowshera	Description	7-Days Counts @ N-5 Near Pabbi, KPK

Time		Vehicle Classification											Total	
From	To	Motor Cycle	Rickshaw	Car / Jeep / Pickup/4WD	Hiaes/Mini Bus / Coaster	Large Buses	Pickup Trucks	2-Axle Truck	3-Axle Truck	4-Axle Truck	5-Axle Truck	6-Axle Truck	Tractor	Total
12:00 AM	1:00 AM	30	7	62	6	1	12	31	9	4	1	3	1	167
1:00 AM	2:00 AM	17	6	35	3	1	8	20	5	2	1	2	0	100
2:00 AM	3:00 AM	11	3	29	4	2	9	21	8	3	0	3	0	93
3:00 AM	4:00 AM	11	3	23	3	1	8	20	5	2	1	1	0	78
4:00 AM	5:00 AM	26	7	35	5	2	12	25	10	3	1	2	0	128
5:00 AM	6:00 AM	77	29	102	17	4	20	31	15	3	1	3	8	310
6:00 AM	7:00 AM	171	80	275	50	9	14	31	21	2	1	3	14	671
7:00 AM	8:00 AM	260	134	465	73	11	22	42	28	4	1	4	14	1058
8:00 AM	9:00 AM	398	118	701	96	8	23	31	12	7	0	2	17	1413
9:00 AM	10:00 AM	355	112	723	127	9	44	59	12	6	1	3	13	1464
10:00 AM	11:00 AM	343	110	817	124	8	45	63	14	5	1	5	23	1558
11:00 AM	12:00 PM	333	107	739	123	7	42	68	16	7	1	5	12	1460
12:00 PM	1:00 PM	318	103	816	165	7	48	71	23	7	0	6	8	1572
1:00 PM	2:00 PM	285	102	688	101	8	31	65	19	8	1	3	9	1320
2:00 PM	3:00 PM	328	102	768	140	7	42	59	24	6	0	3	9	1488
3:00 PM	4:00 PM	373	101	831	170	11	36	46	21	5	0	1	12	1607
4:00 PM	5:00 PM	337	104	793	118	11	27	41	22	6	0	1	8	1468
5:00 PM	6:00 PM	357	119	869	135	5	29	54	26	7	1	4	7	1613
6:00 PM	7:00 PM	324	113	721	74	8	27	54	19	8	0	4	5	1357
7:00 PM	8:00 PM	269	70	554	53	6	28	44	11	9	1	3	5	1053
8:00 PM	9:00 PM	208	97	427	57	2	51	67	13	11	1	4	3	941
9:00 PM	10:00 PM	123	82	238	16	2	19	56	15	7	0	3	2	563
10:00 PM	11:00 PM	90	28	196	21	4	21	39	19	5	0	2	0	425
11:00 PM	12:00 AM	39	19	172	0	0	6	36	9	7	1	5	0	294
Total		5,083	1,756	11,079	1,681	134	624	1,074	376	134	15	75	170	22,701

Location	N-5 @ Pabbi (KPK)	Date	Sunday, April 30, 2017
Direction	Southbound	Time Duration	168 hours
From	Peshawar	Type of Count	Classified Counts
To	Nowshera	Description	7-Days Counts @ N-5 Near Pabbi, KPK

Time		Vehicle Classification											Total				
		Motor Cycle	Rickshaw	Car / Jeep / Pickup/4WD	Hiace/Mini Bus / Coaster	Large Buses	Pickup Trucks	2-Axle Truck	3-Axle Truck	4-Axle Truck	5-Axle Truck	6-Axle Truck		Tractor			
From	To																
12:00 AM	1:00 AM	18	9	69	1	0	10	28	5	3	1	2	0	146			
1:00 AM	2:00 AM	14	8	47	1	0	7	17	4	2	0	1	0	101			
2:00 AM	3:00 AM	6	4	40	2	0	2	15	3	3	0	1	0	76			
3:00 AM	4:00 AM	5	3	21	0	0	8	15	2	2	0	2	0	58			
4:00 AM	5:00 AM	13	4	29	2	0	19	25	2	4	0	3	0	101			
5:00 AM	6:00 AM	39	11	54	9	3	22	27	10	3	1	4	11	194			
6:00 AM	7:00 AM	147	58	233	14	8	10	32	17	2	0	4	12	537			
7:00 AM	8:00 AM	178	83	322	21	8	20	40	22	2	1	5	17	719			
8:00 AM	9:00 AM	265	126	544	17	5	8	37	31	3	1	5	19	1061			
9:00 AM	10:00 AM	326	164	701	28	8	33	44	34	3	0	4	19	1364			
10:00 AM	11:00 AM	351	141	712	36	4	34	43	39	1	2	6	15	1384			
11:00 AM	12:00 PM	394	133	631	26	3	23	46	41	2	2	3	14	1318			
12:00 PM	1:00 PM	382	121	623	42	6	27	51	32	3	1	4	16	1308			
1:00 PM	2:00 PM	345	96	312	31	5	21	43	26	3	0	4	8	894			
2:00 PM	3:00 PM	358	86	347	48	5	31	44	25	2	1	6	12	965			
3:00 PM	4:00 PM	311	91	391	22	10	21	51	33	2	1	5	15	953			
4:00 PM	5:00 PM	377	139	291	43	7	20	39	35	2	0	6	8	967			
5:00 PM	6:00 PM	342	134	387	26	6	19	56	39	3	0	4	5	1021			
6:00 PM	7:00 PM	392	135	486	19	6	17	43	41	4	1	3	5	1152			
7:00 PM	8:00 PM	381	127	731	55	4	14	46	31	4	0	4	5	1402			
8:00 PM	9:00 PM	266	77	588	61	1	16	42	23	3	0	3	0	1060			
9:00 PM	10:00 PM	202	55	374	35	6	17	51	20	4	0	4	0	768			
10:00 PM	11:00 PM	125	22	219	5	6	10	33	16	3	1	3	0	443			
11:00 PM	12:00 AM	72	13	169	9	4	12	39	14	3	0	3	0	338			
Total		5,309	1,840	8,301	553	105	421	907	545	66	13	89	181	18,330			

Location	N-5 @ Pabbi (KPK)	Date	Monday, May 1, 2017
Direction	Southbound	Time Duration	168 hours
From	Peshawar	Type of Count	Classified Counts
To	Nowshera	Description	7-Days Counts @ N-5 Near Pabbi, KPK

Time	Vehicle Classification											Total		
	Motor Cycle	Rickshaw	Car / Jeep / Pickup/4WD	Hiace/Mini Bus / Coaster	Large Buses	Pickup Trucks	2-Axle Truck	3-Axle Truck	4-Axle Truck	5-Axle Truck	6-Axle Truck		Tractor	
From	To													
12:00 AM	1:00 AM	33	7	96	1	0	6	28	19	4	0	3	1	198
1:00 AM	2:00 AM	28	5	36	4	1	9	20	6	1	0	0	0	110
2:00 AM	3:00 AM	12	2	31	2	1	4	23	17	1	0	3	0	96
3:00 AM	4:00 AM	23	5	21	1	0	5	18	13	1	0	0	0	87
4:00 AM	5:00 AM	11	5	46	4	1	11	27	12	1	0	2	0	120
5:00 AM	6:00 AM	57	17	104	19	4	5	17	24	2	0	2	1	252
6:00 AM	7:00 AM	155	54	257	58	12	8	21	14	1	0	1	13	594
7:00 AM	8:00 AM	196	117	413	54	11	14	26	23	2	1	3	10	870
8:00 AM	9:00 AM	327	157	467	105	8	16	25	28	3	0	5	15	1156
9:00 AM	10:00 AM	383	139	746	115	8	12	40	32	6	1	4	14	1500
10:00 AM	11:00 AM	308	129	751	124	6	14	42	27	5	1	3	8	1418
11:00 AM	12:00 PM	321	132	786	116	8	22	41	32	5	0	3	18	1484
12:00 PM	1:00 PM	297	111	748	105	7	28	43	33	3	1	4	12	1392
1:00 PM	2:00 PM	264	109	723	73	2	27	55	33	2	1	3	15	1307
2:00 PM	3:00 PM	228	60	728	105	8	37	46	32	4	0	4	12	1264
3:00 PM	4:00 PM	225	62	747	94	6	28	50	23	4	1	4	7	1251
4:00 PM	5:00 PM	270	68	754	98	5	24	55	28	5	3	2	8	1320
5:00 PM	6:00 PM	315	105	851	117	7	36	48	29	2	1	3	5	1519
6:00 PM	7:00 PM	355	100	838	70	2	25	58	26	6	1	3	3	1487
7:00 PM	8:00 PM	308	43	701	56	1	16	74	32	5	2	4	4	1246
8:00 PM	9:00 PM	187	38	565	31	0	15	56	30	4	1	2	2	931
9:00 PM	10:00 PM	123	28	389	13	3	14	51	15	4	1	3	1	645
10:00 PM	11:00 PM	88	63	251	6	1	20	42	11	3	0	2	0	487
11:00 PM	12:00 AM	59	34	151	1	2	17	42	9	4	0	3	1	323
Total		4,573	1,590	11,200	1,372	104	413	948	548	78	15	66	150	21,057

Location	N-5 @ Pabbi (KPK)	Date	Tuesday, May 2, 2017
Direction	Southbound	Time Duration	168 hours
From	Peshawar	Type of Count	Classified Counts
To	Nowshera	Description	7-Days Counts @ N-5 Near Pabbi, KPK

Time	Vehicle Classification													Total
	Motor Cycle	Rickshaw	Car / Jeep / Pickup/4WD	Hiace/Mini Bus / Coaster	Large Buses	Pickup Trucks	2-Axle Truck	3-Axle Truck	4-Axle Truck	5-Axle Truck	6-Axle Truck	Tractor		
From To														
12:00 AM	33	6	59	0	0	5	26	9	2	0	2	0	142	
1:00 AM	17	3	39	3	0	3	25	4	1	2	0	0	97	
2:00 AM	11	2	27	3	2	5	19	9	2	0	2	0	82	
3:00 AM	4	1	19	2	1	4	19	2	1	0	0	0	53	
4:00 AM	20	4	40	5	2	8	29	8	2	1	1	0	120	
5:00 AM	48	6	90	15	3	14	39	11	1	0	1	12	240	
6:00 AM	110	46	233	51	10	12	28	17	1	1	2	12	523	
7:00 AM	309	162	388	45	12	13	31	34	3	1	2	10	1010	
8:00 AM	311	144	434	91	7	10	33	18	3	0	5	8	1064	
9:00 AM	266	116	726	100	7	26	33	29	4	1	4	11	1323	
10:00 AM	257	127	730	114	5	28	54	31	4	0	2	18	1370	
11:00 AM	292	139	1,006	121	5	49	73	31	4	1	4	10	1735	
12:00 PM	285	151	969	155	5	55	34	25	4	1	4	13	1701	
1:00 PM	298	129	826	125	5	38	52	27	5	0	5	10	1520	
2:00 PM	308	105	899	135	8	53	29	25	6	1	6	17	1592	
3:00 PM	322	168	842	119	8	38	42	35	4	1	5	8	1592	
4:00 PM	307	106	1,106	198	6	30	57	29	3	3	3	8	1856	
5:00 PM	347	112	1,052	113	4	37	45	37	4	2	4	2	1759	
6:00 PM	342	146	1,106	170	2	84	57	39	5	1	4	5	1961	
7:00 PM	270	115	753	84	3	49	57	36	6	1	5	4	1383	
8:00 PM	255	81	508	18	1	54	73	31	5	0	4	3	1033	
9:00 PM	191	72	237	19	4	42	61	18	7	2	3	0	656	
10:00 PM	122	42	387	27	2	31	41	19	4	1	2	1	679	
11:00 PM	85	25	110	5	1	32	39	15	5	1	4	1	323	
Total	4,810	2,008	12,586	1,718	103	720	996	539	86	21	74	153	23,814	

Location	N-5 @ Pabbi (KPK)	Date	Wednesday, May 3, 2017
Direction	Southbound	Time Duration	168 hours
From	Peshawar	Type of Count	Classified Counts
To	Nowshera	Description	7-Days Counts @ N-5 Near Pabbi, KPK

Time	Vehicle Classification											Total		
	Motor Cycle	Rickshaw	Car / Jeep / Pickup/4WD	Hiace/Mini Bus / Coaster	Large Buses	Pickup Trucks	2-Axle Truck	3-Axle Truck	4-Axle Truck	5-Axle Truck	6-Axle Truck		Tractor	
From	To													
12:00 AM	1:00 AM	43	4	55	13	1	17	40	8	4	1	3	0	189
1:00 AM	2:00 AM	16	5	26	1	0	11	14	4	1	1	1	0	80
2:00 AM	3:00 AM	13	3	21	4	0	21	20	5	2	0	1	0	90
3:00 AM	4:00 AM	12	1	15	2	0	16	26	3	1	0	0	0	76
4:00 AM	5:00 AM	66	14	24	3	1	12	16	19	2	1	1	0	159
5:00 AM	6:00 AM	209	93	129	16	3	22	39	23	5	1	1	5	546
6:00 AM	7:00 AM	294	163	330	73	5	11	32	36	3	0	1	17	965
7:00 AM	8:00 AM	270	138	645	123	12	22	63	34	4	1	3	15	1330
8:00 AM	9:00 AM	252	155	745	150	6	42	50	32	4	0	3	12	1451
9:00 AM	10:00 AM	266	144	971	176	6	62	71	35	4	0	5	17	1757
10:00 AM	11:00 AM	210	118	993	181	7	48	90	33	4	1	4	15	1704
11:00 AM	12:00 PM	298	90	916	201	6	45	55	28	3	1	5	10	1658
12:00 PM	1:00 PM	328	119	959	123	3	41	81	37	5	1	3	15	1715
1:00 PM	2:00 PM	338	115	785	110	8	34	59	31	4	0	3	14	1501
2:00 PM	3:00 PM	326	122	872	130	7	23	76	35	5	1	4	13	1614
3:00 PM	4:00 PM	374	113	849	109	7	32	60	34	3	1	4	9	1595
4:00 PM	5:00 PM	342	111	810	128	8	24	69	32	3	2	5	9	1543
5:00 PM	6:00 PM	331	121	710	113	4	39	57	29	2	1	3	3	1413
6:00 PM	7:00 PM	321	108	687	94	7	26	57	30	7	1	2	8	1348
7:00 PM	8:00 PM	303	109	531	64	4	36	56	31	7	0	6	5	1152
8:00 PM	9:00 PM	292	99	392	70	2	31	60	25	6	0	7	0	984
9:00 PM	10:00 PM	223	75	313	46	5	29	46	23	5	1	4	0	770
10:00 PM	11:00 PM	95	22	176	19	4	26	43	14	6	0	5	0	410
11:00 PM	12:00 AM	41	13	112	15	0	27	45	9	4	0	3	0	269
Total		5,263	2,055	12,066	1,964	106	697	1,225	590	94	15	77	167	24,319

Location	N-5 @ Pabbi (KPK)	Date	Thursday, May 4, 2017
Direction	Southbound	Time Duration	168 hours
From	Peshawar	Type of Count	Classified Counts
To	Nowshera	Description	7-Days Counts @ N-5 Near Pabbi, KPK

Time	Vehicle Classification													Total	
	From	To	Motor Cycle	Rickshaw	Car / Jeep / Pickup/4WD	Hiace/Mini Bus / Coaster	Large Buses	Pickup Trucks	2-Axle Truck	3-Axle Truck	4-Axle Truck	5-Axle Truck	6-Axle Truck		Tractor
12:00 AM		1:00 AM	21	8	27	15	1	18	31	4	4	0	5	0	134
1:00 AM		2:00 AM	8	5	27	5	0	9	22	6	3	1	5	0	91
2:00 AM		3:00 AM	10	4	24	6	5	9	28	5	4	0	4	0	99
3:00 AM		4:00 AM	7	4	38	10	2	4	22	5	4	1	3	0	100
4:00 AM		5:00 AM	20	7	34	9	3	10	25	5	3	1	2	0	119
5:00 AM		6:00 AM	31	16	129	22	5	33	32	3	3	0	4	7	285
6:00 AM		7:00 AM	149	76	319	54	9	28	40	20	2	0	3	13	713
7:00 AM		8:00 AM	344	167	553	121	12	40	46	26	5	1	5	17	1337
8:00 AM		9:00 AM	402	179	798	185	3	38	35	22	4	0	4	11	1681
9:00 AM		10:00 AM	407	167	1,001	131	7	37	64	35	4	1	3	15	1872
10:00 AM		11:00 AM	426	169	866	123	8	51	60	39	5	1	3	18	1769
11:00 AM		12:00 PM	517	406	763	138	6	38	41	36	5	0	4	13	1967
12:00 PM		1:00 PM	697	606	897	148	5	58	64	38	3	0	5	11	2532
1:00 PM		2:00 PM	318	126	999	127	6	32	58	33	4	1	3	10	1717
2:00 PM		3:00 PM	293	105	814	115	5	43	62	28	5	1	2	14	1487
3:00 PM		4:00 PM	239	91	796	122	7	31	58	29	5	1	4	12	1395
4:00 PM		5:00 PM	265	121	712	127	5	22	67	26	4	2	3	8	1362
5:00 PM		6:00 PM	361	143	742	147	5	41	58	41	6	1	2	6	1553
6:00 PM		7:00 PM	409	145	723	147	6	33	49	37	7	0	3	7	1566
7:00 PM		8:00 PM	395	144	836	40	9	32	63	35	6	0	5	6	1571
8:00 PM		9:00 PM	319	127	596	57	4	30	68	29	7	1	3	0	1241
9:00 PM		10:00 PM	288	104	312	47	7	31	58	24	6	1	4	1	883
10:00 PM		11:00 PM	138	86	215	17	2	17	52	23	5	0	5	0	560
11:00 PM		12:00 AM	73	17	113	16	1	11	47	12	5	1	3	0	299
Total			6,137	3,023	12,334	1,929	123	696	1,150	561	109	15	87	169	26,333

Location	N-5 @ Pabbi (KPK)	Date	Friday, May 5, 2017
Direction	Southbound	Time Duration	168 hours
From	Peshawar	Type of Count	Classified Counts
To	Nowshera	Description	7-Days Counts @ N-5 Near Pabbi , KPK

Time	Vehicle Classification													Total	
	From	To	Motor Cycle	Rickshaw	Car / Jeep / Pickup/4WD	Hiface/Mini Bus / Coaster	Large Buses	Pickup Trucks	2-Axle Truck	3-Axle Truck	4-Axle Truck	5-Axle Truck	6-Axle Truck		Tractor
12:00 AM			37	22	97	9	0	16	47	9	4	1	3	0	245
1:00 AM			18	8	74	8	0	6	26	4	3	2	3	0	152
2:00 AM			16	3	61	13	3	10	26	3	4	0	4	0	143
3:00 AM			24	6	48	12	2	14	25	7	2	1	4	0	145
4:00 AM			24	9	70	10	2	5	30	8	3	1	4	0	166
5:00 AM			91	96	129	23	0	19	37	13	3	1	3	1	416
6:00 AM			202	75	362	38	7	18	28	22	2	0	2	3	759
7:00 AM			332	158	815	97	9	17	22	37	4	1	3	4	1499
8:00 AM			375	164	761	105	8	17	31	44	4	0	5	2	1516
9:00 AM			374	134	811	124	8	35	39	35	5	1	4	3	1573
10:00 AM			382	128	854	130	6	32	52	39	5	0	3	4	1635
11:00 AM			379	152	815	141	6	25	55	36	4	0	3	1	1617
12:00 PM			387	112	748	97	5	25	63	38	5	1	4	3	1488
1:00 PM			267	92	682	58	7	25	46	29	4	0	5	1	1216
2:00 PM			385	103	684	61	6	17	45	35	7	1	3	7	1354
3:00 PM			435	165	791	111	7	12	36	42	4	0	5	4	1612
4:00 PM			521	179	1,413	220	6	10	42	44	7	0	3	4	2449
5:00 PM			417	161	1,273	184	5	7	42	37	5	1	4	2	2138
6:00 PM			451	157	997	105	4	25	41	36	6	0	3	3	1828
7:00 PM			491	125	509	21	3	19	52	34	7	0	5	2	1268
8:00 PM			268	66	385	17	2	30	60	23	3	0	3	3	860
9:00 PM			223	51	283	9	2	11	28	18	5	1	3	0	634
10:00 PM			164	38	237	5	3	20	25	19	3	1	3	0	518
11:00 PM			55	11	127	5	1	12	24	13	6	1	5	0	260
Total			6,318	2,215	13,026	1,603	102	427	922	625	105	14	87	47	25,491

Location	N-S @ Lahore, Gujranwala	Date	Saturday, April 29, 2017
Direction	NB (Towards Gujranwala)	Time Duration	168 hours
From	Lahore	Type of Count	Classified Counts
To	Gujranwala	Description	7-Days Counts @ N-S, Pipri, Karachi

Time	Vehicle Classification											Total		
	From	To	Motor Cycle	Rickshaw	Car / Jeep / Pickup/4WD	Hilux/Mini Bus / Coaster	Large Buses	Pickup Trucks	2-Axle Truck	3-Axle Truck	4-Axle Truck		5-Axle Truck	6-Axle Truck
12:00 AM	1:00 AM	69	21	592	109	17	96	36	14	8	3	8	2	974
1:00 AM	2:00 AM	43	9	406	72	18	94	45	29	7	2	7	1	732
2:00 AM	3:00 AM	21	7	276	54	13	114	58	37	9	2	13	1	605
3:00 AM	4:00 AM	34	3	202	33	13	85	49	27	9	3	10	1	467
4:00 AM	5:00 AM	46	7	166	29	15	68	42	21	8	2	8	2	411
5:00 AM	6:00 AM	202	35	204	36	18	86	51	22	12	3	8	3	680
6:00 AM	7:00 AM	412	73	294	65	15	73	42	22	10	1	6	2	1016
7:00 AM	8:00 AM	770	145	410	98	12	81	27	21	13	3	10	7	1596
8:00 AM	9:00 AM	801	158	581	118	11	83	31	20	12	4	13	14	1844
9:00 AM	10:00 AM	629	162	688	123	10	66	30	20	9	3	8	18	1763
10:00 AM	11:00 AM	585	163	697	125	12	71	28	18	7	3	9	17	1735
11:00 AM	12:00 PM	569	178	710	124	13	75	40	15	6	2	8	19	1757
12:00 PM	1:00 PM	510	172	859	146	17	88	18	5	8	2	6	11	1841
1:00 PM	2:00 PM	526	183	838	121	16	81	26	8	8	5	9	19	1837
2:00 PM	3:00 PM	541	144	796	118	24	129	20	8	16	2	0	16	1814
3:00 PM	4:00 PM	561	172	971	128	23	122	27	12	15	1	2	11	2045
4:00 PM	5:00 PM	678	215	940	162	21	101	32	22	9	3	10	10	2203
5:00 PM	6:00 PM	658	237	982	149	23	112	21	10	8	1	3	8	2212
6:00 PM	7:00 PM	816	256	1169	200	20	136	23	15	8	3	4	9	2659
7:00 PM	8:00 PM	717	183	1130	180	21	120	34	10	16	4	12	2	2429
8:00 PM	9:00 PM	496	129	1002	178	16	124	23	7	19	5	11	1	2011
9:00 PM	10:00 PM	369	89	890	160	15	119	30	4	8	2	12	0	1698
10:00 PM	11:00 PM	281	73	892	166	14	160	16	5	7	6	14	2	1636
11:00 PM	12:00 AM	171	45	920	188	13	128	20	3	15	1	6	2	1512
Total		10504	2857	16612	2880	389	2412	766	375	246	64	196	175	37475

Location	N-5 @ Lahore, Gujranwala	Date	Sunday, April 30, 2017
Direction	NB (Towards Gujranwala)	Time Duration	168 hours
From	Lahore	Type of Count	Classified Counts
To	Gujranwala	Description	7-Days Counts @ N-5, Pipri, Karachi

Time	Vehicle Classification											Total					
	Motor Cycle	Rickshaw	Car / Jeep / Pickup/4WD	Hiac/Mini Bus / Coaster	Large Buses	Pickup Trucks	2-Axle Truck	3-Axle Truck	4-Axle Truck	5-Axle Truck	6-Axle Truck		Tractor				
From	To																
12:00 AM	1:00 AM	101	25	702	104	11	132	24	9	14	2	7	2	1133			
1:00 AM	2:00 AM	62	5	508	103	17	114	42	31	12	1	4	2	901			
2:00 AM	3:00 AM	32	12	380	94	16	161	57	44	14	4	24	1	839			
3:00 AM	4:00 AM	79	5	265	40	11	117	56	40	13	1	7	1	635			
4:00 AM	5:00 AM	89	4	180	35	14	93	48	25	11	0	4	0	503			
5:00 AM	6:00 AM	237	26	248	44	13	133	54	40	18	3	7	0	823			
6:00 AM	7:00 AM	393	53	330	68	12	106	40	42	16	0	11	2	1073			
7:00 AM	8:00 AM	781	84	445	112	11	101	17	35	19	0	9	6	1620			
8:00 AM	9:00 AM	782	163	580	140	14	86	19	24	21	2	6	15	1852			
9:00 AM	10:00 AM	626	159	747	144	13	79	36	27	11	2	7	18	1869			
10:00 AM	11:00 AM	597	175	765	155	11	66	22	29	7	2	6	22	1857			
11:00 AM	12:00 PM	604	189	863	153	17	59	20	28	4	4	9	19	1969			
12:00 PM	1:00 PM	543	210	1,021	154	15	71	18	8	7	4	6	14	2071			
1:00 PM	2:00 PM	516	195	984	164	14	63	22	12	5	7	12	17	2011			
2:00 PM	3:00 PM	568	187	944	130	21	59	14	16	4	2	7	16	1968			
3:00 PM	4:00 PM	484	156	850	128	22	72	21	7	9	3	8	14	1774			
4:00 PM	5:00 PM	599	158	908	126	21	85	16	5	8	1	4	8	1939			
5:00 PM	6:00 PM	646	174	978	133	21	86	22	11	6	2	4	7	2080			
6:00 PM	7:00 PM	601	230	1,070	155	24	49	17	15	5	1	3	5	2175			
7:00 PM	8:00 PM	476	155	994	130	28	101	19	9	11	3	7	0	1933			
8:00 PM	9:00 PM	451	147	1,040	160	16	112	15	12	8	1	4	1	1967			
9:00 PM	10:00 PM	312	107	770	126	11	114	34	9	9	1	4	1	1498			
10:00 PM	11:00 PM	229	72	755	128	14	103	24	6	7	0	7	2	1347			
11:00 PM	12:00 AM	138	57	780	122	12	91	16	10	6	2	10	2	1246			
Total		9,946	2,748	17,107	2,848	379	2,253	673	494	245	48	177	175	37,093			

Location	N-5 @ Lahore, Gujranwala	Date	Monday, May 1, 2017
Direction	NB (Towards Gujranwala)	Time Duration	168 hours
From	Lahore	Type of Count	Classified Counts
To	Gujranwala	Description	7-Days Counts @ N-5, Pipri, Karachi

Time	Vehicle Classification											Total		
	Motor Cycle	Rickshaw	Car / Jeep / Pickup/4WD	Hiace/Mini Bus / Coaster	Large Buses	Pickup Trucks	2-Axle Truck	3-Axle Truck	4-Axle Truck	5-Axle Truck	6-Axle Truck		Tractor	
From	To													
12:00 AM	1:00 AM	69	25	604	104	12	109	31	17	8	4	7	1	991
1:00 AM	2:00 AM	51	12	425	55	18	121	29	24	9	6	9	0	759
2:00 AM	3:00 AM	22	7	277	40	11	113	55	24	8	2	11	2	572
3:00 AM	4:00 AM	23	4	178	17	8	79	50	14	10	1	7	0	391
4:00 AM	5:00 AM	33	10	172	22	13	71	33	13	11	0	8	1	387
5:00 AM	6:00 AM	186	37	152	27	21	67	23	20	10	0	3	6	552
6:00 AM	7:00 AM	397	72	224	45	13	47	28	14	7	1	0	2	850
7:00 AM	8:00 AM	669	169	323	80	9	72	16	33	15	5	14	9	1414
8:00 AM	9:00 AM	706	125	468	82	8	94	23	31	14	6	22	17	1596
9:00 AM	10:00 AM	578	146	522	102	7	79	22	28	8	3	9	17	1521
10:00 AM	11:00 AM	544	176	600	102	12	87	30	20	8	3	10	16	1608
11:00 AM	12:00 PM	556	172	635	94	11	94	57	6	4	1	7	21	1658
12:00 PM	1:00 PM	551	164	800	137	16	104	17	2	7	0	7	7	1812
1:00 PM	2:00 PM	526	170	787	106	18	98	27	3	12	4	8	21	1780
2:00 PM	3:00 PM	489	144	730	98	14	103	23	14	4	2	6	14	1641
3:00 PM	4:00 PM	561	337	797	96	16	111	26	4	3	3	4	22	1980
4:00 PM	5:00 PM	648	183	827	117	15	118	30	5	5	2	8	7	1965
5:00 PM	6:00 PM	579	205	886	108	22	124	29	4	6	4	9	9	1985
6:00 PM	7:00 PM	692	200	1,035	148	14	97	26	12	7	6	10	6	2253
7:00 PM	8:00 PM	663	179	1,025	166	19	92	24	4	5	3	7	3	2190
8:00 PM	9:00 PM	443	151	965	195	25	108	20	27	7	5	11	5	1962
9:00 PM	10:00 PM	339	106	788	155	20	144	35	7	6	7	16	3	1626
10:00 PM	11:00 PM	251	95	812	164	22	121	29	9	5	4	10	3	1525
11:00 PM	12:00 AM	139	42	750	136	17	130	29	5	7	5	17	2	1279
Total		9,715	2,931	14,782	2,396	361	2,383	712	340	186	77	220	194	34,257

Location	N-5 @ Lahore, Gujranwala	Date	Tuesday, May 2, 2017
Direction	NB (Towards Gujranwala)	Time Duration	168 hours
From	Lahore	Type of Count	Classified Counts
To	Gujranwala	Description	7-Days Counts @ N-5, Pipri, Karachi

Time		Vehicle Classification											Total	
From	To	Motor Cycle	Rickshaw	Car / Jeep / Pickup/4WD	Hices/Mini Bus / Coaster	Large Buses	Pickup Trucks	2-Axle Truck	3-Axle Truck	4-Axle Truck	5-Axle Truck	6-Axle Truck	Tractor	Total
12:00 AM	1:00 AM	66	29	595	134	23	67	25	8	6	4	9	1	967
1:00 AM	2:00 AM	34	17	310	55	15	53	34	22	5	2	8	0	555
2:00 AM	3:00 AM	18	9	196	28	11	66	45	24	6	1	5	1	410
3:00 AM	4:00 AM	20	3	166	34	19	54	36	18	7	5	15	0	377
4:00 AM	5:00 AM	47	8	136	24	18	46	25	20	6	7	16	1	354
5:00 AM	6:00 AM	218	45	210	38	22	50	39	24	12	3	8	2	671
6:00 AM	7:00 AM	454	110	335	84	18	61	38	15	10	3	6	2	1136
7:00 AM	8:00 AM	814	189	471	102	18	66	18	13	11	2	11	4	1719
8:00 AM	9:00 AM	921	199	691	128	12	57	31	20	7	4	13	17	2100
9:00 AM	10:00 AM	656	192	794	120	7	47	25	9	7	2	8	21	1888
10:00 AM	11:00 AM	636	157	798	135	14	51	25	5	6	1	7	17	1852
11:00 AM	12:00 PM	591	189	741	149	15	54	29	17	5	0	6	18	1814
12:00 PM	1:00 PM	446	168	830	128	16	64	25	8	7	3	4	13	1712
1:00 PM	2:00 PM	497	167	788	115	21	60	30	9	5	2	5	13	1712
2:00 PM	3:00 PM	159	100	688	126	7	71	33	11	5	4	7	16	1227
3:00 PM	4:00 PM	452	153	750	176	29	46	36	10	6	0	6	18	1682
4:00 PM	5:00 PM	553	170	841	128	34	54	48	12	7	0	2	14	1863
5:00 PM	6:00 PM	618	184	837	200	26	40	51	12	6	2	7	5	1988
6:00 PM	7:00 PM	654	156	920	216	24	67	49	24	8	3	6	7	2134
7:00 PM	8:00 PM	444	81	856	155	28	81	42	25	7	8	16	2	1745
8:00 PM	9:00 PM	315	73	822	120	20	54	63	22	6	3	11	3	1512
9:00 PM	10:00 PM	239	66	796	145	24	76	71	18	5	7	14	2	1463
10:00 PM	11:00 PM	199	24	676	124	23	103	72	23	6	4	11	1	1266
11:00 PM	12:00 AM	99	11	600	98	14	110	74	17	4	1	6	4	1038
Total		9,150	2,500	14,847	2,762	458	1,498	964	386	160	71	207	182	33,185

Location	N-5 @ Lahore, Gujranwala	Date	Wednesday, May 3, 2017
Direction	NB (Towards Gujranwala)	Time Duration	168 hours
From	Lahore	Type of Count	Classified Counts
To	Gujranwala	Description	7-Days Counts @ N-5, Pipri, Karachi

Time	Vehicle Classification											Total		
	Motor Cycle	Rickshaw	Car / Jeep / Pickup/4WD	Hiace/Mini Bus / Coaster	Large Buses	Pickup Trucks	2-Axle Truck	3-Axle Truck	4-Axle Truck	5-Axle Truck	6-Axle Truck		Tractor	
From	To													
12:00 AM	1:00 AM	41	5	465	93	21	74	63	23	4	3	9	2	803
1:00 AM	2:00 AM	26	1	380	75	20	87	73	40	3	0	6	0	711
2:00 AM	3:00 AM	13	1	250	55	15	114	76	55	7	2	10	0	598
3:00 AM	4:00 AM	13	0	198	41	15	89	52	37	5	4	11	1	466
4:00 AM	5:00 AM	14	4	174	36	15	61	60	24	4	0	4	4	400
5:00 AM	6:00 AM	168	31	206	34	16	95	89	5	8	5	14	2	673
6:00 AM	7:00 AM	404	55	288	64	18	79	61	16	6	1	8	3	1003
7:00 AM	8:00 AM	814	138	400	96	11	86	56	4	8	3	7	8	1631
8:00 AM	9:00 AM	793	145	585	120	8	96	49	4	7	2	12	8	1829
9:00 AM	10:00 AM	655	151	688	124	13	60	35	15	8	3	7	14	1773
10:00 AM	11:00 AM	564	145	623	107	10	81	35	18	6	4	14	14	1621
11:00 AM	12:00 PM	524	162	601	99	9	93	52	9	9	2	9	18	1587
12:00 PM	1:00 PM	501	145	786	164	19	113	13	3	11	1	5	9	1770
1:00 PM	2:00 PM	564	198	791	98	11	102	25	6	9	6	9	24	1843
2:00 PM	3:00 PM	467	132	756	113	17	94	21	9	5	3	7	17	1641
3:00 PM	4:00 PM	534	346	701	91	11	143	31	11	7	7	8	27	1917
4:00 PM	5:00 PM	603	175	794	102	17	102	26	3	6	1	6	9	1844
5:00 PM	6:00 PM	534	214	847	99	19	104	22	7	3	5	13	11	1878
6:00 PM	7:00 PM	721	232	993	132	11	113	32	9	9	3	11	8	2274
7:00 PM	8:00 PM	610	167	992	178	24	87	36	6	8	8	9	2	2127
8:00 PM	9:00 PM	413	132	1,048	204	28	99	24	23	11	3	15	6	2006
9:00 PM	10:00 PM	368	116	746	142	19	156	29	8	4	9	12	2	1611
10:00 PM	11:00 PM	281	91	802	178	28	103	41	11	9	6	16	5	1571
11:00 PM	12:00 AM	153	37	786	163	13	114	35	4	4	3	13	3	1328
Total		9,778	2,823	14,900	2,608	388	2,345	1,036	350	161	84	235	197	34,905

Location	N-S @ Lahore, Gujranwala	Date	Thursday, May 4, 2017
Direction	NB (Towards Gujranwala)	Time Duration	168 hours
From	Lahore	Type of Count	Classified Counts
To	Gujranwala	Description	7-Days Counts @ N-S, Pipri, Karachi

Time	Vehicle Classification											Total			
	From	To	Motor Cycle	Rickshaw	Car / Jeep / Pickup/4WD	Hiaes/Mini Bus / Coaster	Large Buses	Pickup Trucks	2-Axle Truck	3-Axle Truck	4-Axle Truck		5-Axle Truck	6-Axle Truck	Tractor
12:00 AM	1:00 AM		93	29	676	112	13	115	27	11	11	1	9	3	1100
1:00 AM	2:00 AM		72	7	513	108	14	126	45	29	15	4	6	5	944
2:00 AM	3:00 AM		37	9	403	97	19	146	52	39	9	3	21	2	837
3:00 AM	4:00 AM		74	7	289	57	13	128	62	28	17	2	9	2	688
4:00 AM	5:00 AM		96	6	174	44	16	98	53	28	13	1	6	3	538
5:00 AM	6:00 AM		243	29	276	49	11	124	47	39	15	5	12	4	854
6:00 AM	7:00 AM		402	47	350	74	17	116	35	48	21	1	9	5	1125
7:00 AM	8:00 AM		794	76	476	121	9	108	24	37	13	3	13	9	1683
8:00 AM	9:00 AM		746	178	573	134	17	92	28	27	19	1	9	12	1836
9:00 AM	10:00 AM		647	167	731	176	11	73	31	29	12	3	5	16	1901
10:00 AM	11:00 AM		621	154	701	123	17	69	19	32	9	1	3	25	1774
11:00 AM	12:00 PM		587	204	884	187	15	64	24	24	6	4	13	23	2035
12:00 PM	1:00 PM		532	198	1,045	132	11	63	26	11	9	5	17	11	2060
1:00 PM	2:00 PM		497	205	934	187	21	58	21	10	4	9	11	15	1972
2:00 PM	3:00 PM		546	197	972	117	18	64	19	13	2	4	9	13	1974
3:00 PM	4:00 PM		501	125	860	137	25	78	18	9	11	2	11	16	1793
4:00 PM	5:00 PM		576	126	893	113	19	73	25	8	14	3	6	9	1865
5:00 PM	6:00 PM		625	186	946	148	16	94	20	7	8	1	9	4	2064
6:00 PM	7:00 PM		587	245	1,123	148	22	43	26	12	3	2	4	8	2223
7:00 PM	8:00 PM		486	176	956	164	25	112	17	8	9	4	9	6	1972
8:00 PM	9:00 PM		426	109	1,135	135	21	107	19	16	11	2	5	2	1988
9:00 PM	10:00 PM		325	121	865	142	16	117	27	11	7	5	2	5	1643
10:00 PM	11:00 PM		214	79	854	112	11	106	29	5	5	2	9	3	1429
11:00 PM	12:00 AM		165	68	745	143	19	96	13	7	9	3	13	3	1284
Total			9,892	2,748	17,374	2,960	396	2,270	707	488	252	71	220	204	37,582

Location	N-5 @ Lahore, Gujranwala	Date	Friday, May 5, 2017
Direction	NB (Towards Gujranwala)	Time Duration	168 hours
From	Lahore	Type of Count	Classified Counts
To	Gujranwala	Description	7-Days Counts @ N-5, Pipri, Karachi

Time	Vehicle Classification													Total
	From	To	Motor Cycle	Rickshaw	Car / Jeep / Pickup/4WD	Hiace/Mini Bus / Coaster	Large Buses	Pickup Trucks	2-Axle Truck	3-Axle Truck	4-Axle Truck	5-Axle Truck	6-Axle Truck	
12:00 AM	1:00 AM	73	24	621	114	9	123	28	15	6	3	9	3	1,028
1:00 AM	2:00 AM	48	17	465	59	19	143	34	26	11	8	11	1	842
2:00 AM	3:00 AM	26	9	289	47	17	107	43	21	6	4	16	4	589
3:00 AM	4:00 AM	21	6	176	21	11	89	65	18	12	3	9	1	432
4:00 AM	5:00 AM	28	13	168	19	16	67	35	16	16	2	6	2	388
5:00 AM	6:00 AM	176	46	176	31	25	74	21	24	13	1	4	7	598
6:00 AM	7:00 AM	407	71	246	49	15	54	32	18	9	2	4	3	910
7:00 AM	8:00 AM	687	198	343	88	7	67	21	29	17	5	16	11	1,489
8:00 AM	9:00 AM	715	154	367	83	11	97	17	34	11	3	27	15	1,534
9:00 AM	10:00 AM	586	165	543	121	9	73	15	29	9	2	11	13	1,576
10:00 AM	11:00 AM	591	168	715	129	12	69	26	18	7	2	8	18	1,763
11:00 AM	12:00 PM	580	182	737	130	14	71	36	17	5	2	7	19	1,800
12:00 PM	1:00 PM	513	178	878	141	16	82	20	6	7	2	6	11	1,859
1:00 PM	2:00 PM	516	179	849	126	17	75	26	8	7	4	8	17	1,835
2:00 PM	3:00 PM	439	144	790	118	17	91	23	12	7	3	5	16	1,663
3:00 PM	4:00 PM	515	205	842	132	23	88	28	8	8	2	5	16	1,870
4:00 PM	5:00 PM	620	182	879	133	23	90	32	11	7	2	6	10	1,993
5:00 PM	6:00 PM	625	200	921	148	23	91	31	9	7	2	6	7	2,069
6:00 PM	7:00 PM	691	211	1,049	180	21	87	29	17	7	3	6	7	2,305
7:00 PM	8:00 PM	575	150	1,001	158	24	99	30	12	10	5	11	2	2,074
8:00 PM	9:00 PM	426	125	957	163	19	100	30	17	10	4	9	3	1,863
9:00 PM	10:00 PM	315	92	811	147	18	113	43	10	7	4	12	2	1,571
10:00 PM	11:00 PM	240	66	784	146	18	122	35	11	6	4	11	2	1,444
11:00 PM	12:00 AM	137	39	763	136	14	115	35	9	8	2	10	3	1,269
Total		9,548	2,821	15,368	2,618	397	2,184	733	393	214	73	222	192	34,762

Location	N-5 @ Lahore, Gujranwala	Date	Saturday, April 29, 2017
Direction	SB (Towards Lahore)	Time Duration	188 hours
From	Gujranwala	Type of Count	Classified Counts
To	Lahore	Description	7-Days Counts @ N-5, Pipri, Karachi

Time	Vehicle Classification											Total	
	Motor Cycle	Rickshaw	Car / Jeep / Pickup/4WD	Hiace/Mini Bus / Coaster	Large Buses	Pickup Trucks	2-Axle Truck	3-Axle Truck	4-Axle Truck	5-Axle Truck	6-Axle Truck		Tractor
12:00 AM	124	40	568	41	11	89	50	22	8	2	1	1	955
1:00 AM	67	21	386	22	6	102	49	20	7	3	2	0	684
2:00 AM	51	15	198	10	6	86	43	18	5	3	1	0	433
3:00 AM	26	12	140	13	5	78	37	19	3	5	2	0	337
4:00 AM	42	19	166	11	8	78	41	16	5	5	2	1	390
5:00 AM	154	55	269	26	11	75	46	21	6	5	3	2	671
6:00 AM	271	111	488	57	14	64	41	23	5	4	3	4	1,085
7:00 AM	471	194	547	74	12	56	32	30	4	4	3	6	1,431
8:00 AM	525	216	614	70	12	55	45	30	5	1	4	7	1,583
9:00 AM	597	192	710	81	12	77	43	33	6	2	4	14	1,769
10:00 AM	554	215	812	109	19	80	44	34	6	6	1	11	1,890
11:00 AM	606	216	963	97	17	67	48	35	8	6	2	14	2,076
12:00 PM	570	213	1,112	84	19	88	42	32	6	4	2	16	2,185
1:00 PM	579	214	1,046	103	14	82	41	36	9	4	2	9	2,138
2:00 PM	536	202	856	132	7	97	35	49	12	3	3	6	1,938
3:00 PM	607	206	1,459	188	31	109	31	42	10	4	4	10	2,701
4:00 PM	704	247	1,294	225	16	109	35	47	9	2	5	3	2,696
5:00 PM	645	280	1,239	197	15	134	27	44	11	5	3	4	2,604
6:00 PM	909	316	1,115	118	17	105	29	62	10	3	4	2	2,690
7:00 PM	565	147	1,304	198	21	108	38	40	9	3	5	2	2,440
8:00 PM	528	162	1,203	188	17	91	42	38	9	2	4	3	2,287
9:00 PM	412	150	943	136	19	80	71	33	8	4	5	2	1,863
10:00 PM	303	94	934	120	18	98	45	31	7	5	3	0	1,658
11:00 PM	291	76	593	68	13	105	60	25	9	3	2	0	1,245
Total	10,134	3,612	18,957	2,365	340	2,110	1,010	777	174	86	68	115	35,748

Location	N-5 @ Lahore, Gujranwala	Date	Sunday, April 30, 2017
Direction	SB (Towards Lahore)	Time Duration	168 hours
From	Gujranwala	Type of Count	Classified Counts
To	Lahore	Description	7-Days Counts @ N-5, Pipri, Karachi

Time	Vehicle Classification													Total			
	Motor Cycle	Rickshaw	Car / Jeep / Pickup/4WD	Hiacs/Mini Bus / Coaster	Large Buses	Pickup Trucks	2-Axle Truck	3-Axle Truck	4-Axle Truck	5-Axle Truck	6-Axle Truck	Tractor					
From	To																
12:00 AM	1:00 AM	123	41	419	60	17	66	48	17	7	0	0	0	0	0	0	798
1:00 AM	2:00 AM	55	19	397	19	6	91	59	22	8	1	0	0	1	0	0	678
2:00 AM	3:00 AM	42	14	215	10	2	75	57	11	6	0	0	0	0	0	0	452
3:00 AM	4:00 AM	32	21	124	15	5	57	35	9	4	1	1	0	0	0	0	304
4:00 AM	5:00 AM	58	31	155	11	7	45	28	14	6	2	1	0	0	0	0	358
5:00 AM	6:00 AM	118	65	196	8	15	72	31	18	3	3	3	0	0	0	0	532
6:00 AM	7:00 AM	266	107	269	17	19	49	38	23	4	2	2	1	1	0	0	797
7:00 AM	8:00 AM	420	175	345	38	17	48	18	26	4	2	3	2	2	0	0	1098
8:00 AM	9:00 AM	481	189	411	76	11	42	42	25	3	1	2	6	6	0	0	1289
9:00 AM	10:00 AM	502	202	604	71	11	60	55	36	4	3	2	7	7	0	0	1557
10:00 AM	11:00 AM	534	214	830	146	16	103	41	39	6	4	2	10	10	0	0	1945
11:00 AM	12:00 PM	640	212	916	128	18	86	35	38	11	5	1	15	15	0	0	2105
12:00 PM	1:00 PM	490	204	857	99	14	90	25	33	6	3	1	16	16	0	0	1838
1:00 PM	2:00 PM	560	208	745	96	10	72	34	36	8	4	2	11	11	0	0	1786
2:00 PM	3:00 PM	535	162	865	106	8	95	23	35	6	2	3	6	6	0	0	1846
3:00 PM	4:00 PM	615	160	874	134	13	68	37	41	4	3	2	7	7	0	0	1958
4:00 PM	5:00 PM	707	210	699	230	22	71	31	44	7	2	4	6	6	0	0	2033
5:00 PM	6:00 PM	768	214	1,105	139	12	65	27	46	9	4	4	3	3	0	0	2396
6:00 PM	7:00 PM	854	260	1,157	134	14	92	29	47	9	4	5	0	0	0	0	2605
7:00 PM	8:00 PM	852	195	1,489	159	19	76	29	48	11	1	6	2	2	0	0	2887
8:00 PM	9:00 PM	660	197	1,205	173	15	58	51	43	7	3	6	2	2	0	0	2420
9:00 PM	10:00 PM	377	100	986	82	12	51	57	41	9	4	5	0	0	0	0	1724
10:00 PM	11:00 PM	318	77	950	113	13	96	60	37	7	5	3	2	2	0	0	1681
11:00 PM	12:00 AM	253	50	974	103	16	108	57	26	9	5	3	0	0	0	0	1604
Total		10,260	3,927	16,787	2,167	312	1,736	947	755	158	64	61	97	97	97	97	36,571

Location	N-5 @ Lahore, Gujranwala	Date	Monday, May 1, 2017
Direction	SB (Towards Lahore)	Time Duration	168 hours
From	Gujranwala	Type of Count	Classified Counts
To	Lahore	Description	7-Days Counts @ N-5, Pipri, Karachi

Time	Vehicle Classification											Total			
	From	To	Motor Cycle	Rickshaw	Car / Jeep/ Pickup/4WD	Hices/Mini Bus / Coaster	Large Buses	Pickup Trucks	2-Axle Truck	3-Axle Truck	4-Axle Truck		5-Axle Truck	6-Axle Truck	Tractor
12:00 AM			85	19	575	30	13	113	73	17	10	0	0	1	936
1:00 AM			43	12	286	20	6	89	71	14	8	0	0	0	549
2:00 AM			45	13	195	5	11	82	55	26	5	1	0	0	438
3:00 AM			17	6	164	13	10	75	57	31	0	0	0	0	373
4:00 AM			32	18	168	14	12	77	60	22	9	5	1	0	418
5:00 AM			109	63	245	19	8	72	63	25	3	6	2	3	618
6:00 AM			227	124	325	56	13	57	55	14	5	4	4	6	891
7:00 AM			395	202	341	48	10	43	34	28	2	3	1	10	1117
8:00 AM			419	233	442	51	14	55	60	23	1	0	1	13	1312
9:00 AM			444	160	548	44	19	53	43	25	3	2	2	19	1362
10:00 AM			559	233	791	129	18	89	49	33	5	6	1	15	1928
11:00 AM			608	223	1,042	96	18	56	54	37	8	8	1	14	2165
12:00 PM			569	210	1,255	73	21	83	43	31	4	4	2	18	2313
1:00 PM			565	202	1,271	144	20	86	43	35	10	6	1	9	2392
2:00 PM			589	175	1,210	112	13	94	32	33	5	3	4	5	2275
3:00 PM			609	173	1,332	126	16	62	44	37	6	4	3	4	2416
4:00 PM			725	289	1,285	87	17	60	32	40	5	3	6	6	2555
5:00 PM			1,001	324	1,426	119	19	60	38	42	8	9	6	4	3056
6:00 PM			885	382	1,487	142	17	58	55	39	8	3	6	2	3084
7:00 PM			904	247	1,616	177	26	78	64	42	7	2	7	0	3170
8:00 PM			694	239	1,577	156	23	38	37	37	5	1	6	0	2813
9:00 PM			466	147	1,419	144	19	44	64	30	5	3	4	0	2345
10:00 PM			288	69	1,454	139	23	62	73	27	8	6	4	1	2154
11:00 PM			373	70	1,109	100	23	46	65	42	8	4	2	0	1842
Total			10,651	3,833	21,564	2,044	389	1,632	1,264	730	136	83	64	130	42,522

Location	N-5 @ Lahore, Gujranwala	Date	Tuesday, May 2, 2017
Direction	SB (Towards Lahore)	Time Duration	168 hours
From	Gujranwala	Type of Count	Classified Counts
To	Lahore	Description	7-Days Counts @ N-5, Pipri, Karachi

Time	Vehicle Classification											Total	
	Motor Cycle	Rickshaw	Car / Jeep / Pickup/4WD	Hiace/Mini Bus / Coaster	Large Buses	Pickup Trucks	2-Axle Truck	3-Axle Truck	4-Axle Truck	5-Axle Truck	6-Axle Truck		Tractor
12:00 AM	136	34	922	48	9	87	29	32	3	1	0	0	1301
1:00 AM	95	33	608	35	7	83	32	24	5	2	0	0	924
2:00 AM	55	11	258	17	8	85	35	19	4	0	0	0	492
3:00 AM	29	10	211	20	6	74	24	13	5	4	2	0	398
4:00 AM	45	11	243	18	10	95	41	9	2	2	2	0	478
5:00 AM	255	55	387	37	8	69	42	19	6	4	5	0	887
6:00 AM	353	122	807	89	16	61	46	29	4	2	2	4	1535
7:00 AM	590	210	884	121	14	79	43	34	3	1	1	3	1983
8:00 AM	644	220	788	70	12	46	53	37	2	1	2	3	1878
9:00 AM	951	178	784	181	12	79	44	31	4	1	2	14	2281
10:00 AM	545	202	807	47	18	51	31	29	3	4	1	6	1744
11:00 AM	560	185	804	55	10	70	51	24	6	6	2	15	1788
12:00 PM	675	233	992	85	12	101	50	30	5	3	1	14	2201
1:00 PM	603	212	748	19	10	87	46	34	7	4	2	9	1781
2:00 PM	624	161	1,331	130	27	90	84	36	4	2	3	10	2502
3:00 PM	505	142	1,079	156	20	83	31	31	5	3	4	11	2070
4:00 PM	646	183	1,016	193	21	86	25	34	4	2	3	16	2229
5:00 PM	74	242	1,284	299	18	100	29	39	6	5	3	12	2111
6:00 PM	905	442	991	146	19	150	33	44	6	3	4	5	2748
7:00 PM	1,657	788	615	49	6	65	28	63	4	2	2	0	3289
8:00 PM	920	393	738	66	7	135	42	55	3	4	8	1	2572
9:00 PM	359	131	584	43	6	119	49	33	1	5	5	1	1336
10:00 PM	276	106	429	44	6	95	36	27	7	3	5	1	1035
11:00 PM	219	103	293	20	5	134	75	24	11		3	0	887
Total	11,731	4,407	17,603	1,988	287	2,124	999	750	110	64	62	125	40,250

Location	N-5 @ Lahore, Gujranwala	Date	Wednesday, May 3, 2017
Direction	SB (Towards Lahore)	Time Duration	168 hours
From	Gujranwala	Type of Count	Classified Counts
To	Lahore	Description	7-Days Counts @ N-5, Pipri, Karachi

Time	Vehicle Classification													Total
	Motor Cycle	Rickshaw	Car / Jeep / Pickup/4WD	Hiace/Mini Bus / Coaster	Large Buses	Pickup Trucks	2-Axle Truck	3-Axle Truck	4-Axle Truck	5-Axle Truck	6-Axle Truck	Tractor		
From	To													
12:00 AM	1:00 AM	152	66	356	24	4	88	48	22	12	6	5	1	784
1:00 AM	2:00 AM	75	21	252	14	5	146	33	18	7	8	6	0	585
2:00 AM	3:00 AM	63	22	122	6	4	101	23	14	4	9	3	0	371
3:00 AM	4:00 AM	24	10	59	2	0	104	30	21	4	15	5	0	274
4:00 AM	5:00 AM	31	15	96	1	2	93	33	19	3	10	2	2	307
5:00 AM	6:00 AM	133	37	246	39	12	88	47	21	10	7	2	3	645
6:00 AM	7:00 AM	237	91	550	65	8	90	25	24	8	8	4	5	1115
7:00 AM	8:00 AM	477	188	618	88	7	53	33	31	5	10	7	8	1525
8:00 AM	9:00 AM	556	221	815	81	12	75	23	35	13	3	12	6	1852
9:00 AM	10:00 AM	490	229	904	27	6	115	29	38	11	2	9	17	1877
10:00 AM	11:00 AM	578	211	821	114	24	76	53	36	9	8	0	13	1943
11:00 AM	12:00 PM	614	245	1,089	107	21	56	50	41	5	3	2	11	2244
12:00 PM	1:00 PM	546	204	1,344	79	27	76	48	32	7	6	3	15	2387
1:00 PM	2:00 PM	587	232	1,421	154	17	81	41	38	11	3	1	7	2593
2:00 PM	3:00 PM	603	189	1,321	101	19	89	38	41	8	5	3	8	2425
3:00 PM	4:00 PM	589	194	1,421	145	11	67	40	32	5	2	5	2	2513
4:00 PM	5:00 PM	745	304	1,176	90	23	62	39	37	8	4	6	4	2498
5:00 PM	6:00 PM	1,023	342	1,098	112	18	67	34	49	11	7	7	7	2775
6:00 PM	7:00 PM	956	394	1,543	176	13	59	46	34	9	4	7	1	3242
7:00 PM	8:00 PM	897	265	1,732	165	21	84	56	45	13	7	5	0	3290
8:00 PM	9:00 PM	721	249	1,688	179	27	44	43	34	7	0	2	3	2997
9:00 PM	10:00 PM	457	176	1,564	156	29	41	61	28	5	2	4	0	2523
10:00 PM	11:00 PM	298	61	1,489	127	19	67	69	26	8	4	3	1	2172
11:00 PM	12:00 AM	354	77	1,143	123	21	54	74	38	9	2	1	1	1897
Total		11,206	4,043	22,868	2,175	350	1,876	1,016	754	192	135	104	115	44,834

Location	N-5 @ Lahore, Gujranwala	Date	Thursday, May 4, 2017
Direction	SB (Towards Lahore)	Time Duration	168 hours
From	Gujranwala	Type of Count	Classified Counts
To	Lahore	Description	7-Days Counts @ N-5, Pipri, Karachi

Time		Vehicle Classification											Total	
From	To	Motor Cycle	Rickshaw	Car / Jeep / pickup/AWD	Hiace/Mini Bus / Coaster	Large Buses	Pickup Trucks	2-Axle Truck	3-Axle Truck	4-Axle Truck	5-Axle Truck	6-Axle Truck	Tractor	Total
12:00 AM	1:00 AM	121	29	901	42	11	82	23	24	7	2	1	1	1244
1:00 AM	2:00 AM	99	36	623	39	5	89	29	27	9	1	0	0	957
2:00 AM	3:00 AM	68	16	287	21	9	92	31	20	3	1	1	1	550
3:00 AM	4:00 AM	35	9	232	24	12	79	27	19	7	3	1	0	448
4:00 AM	5:00 AM	49	14	289	21	7	93	38	11	3	1	0	0	526
5:00 AM	6:00 AM	231	58	398	41	14	64	44	25	5	2	4	1	887
6:00 AM	7:00 AM	312	132	798	93	19	69	41	21	2	1	2	11	1501
7:00 AM	8:00 AM	605	203	836	115	14	84	39	31	4	0	0	6	1937
8:00 AM	9:00 AM	622	226	815	87	11	47	49	34	3	1	1	3	1899
9:00 AM	10:00 AM	912	184	756	194	16	84	51	37	7	2	2	5	2250
10:00 AM	11:00 AM	586	205	816	75	23	49	38	33	4	1	0	3	1833
11:00 AM	12:00 PM	530	179	784	51	16	75	47	29	11	5	3	11	1741
12:00 PM	1:00 PM	687	243	1,035	73	10	116	44	38	9	2	2	9	2268
1:00 PM	2:00 PM	613	201	821	24	9	92	52	30	4	4	1	13	1864
2:00 PM	3:00 PM	632	134	1,389	142	24	86	76	31	8	3	2	11	2538
3:00 PM	4:00 PM	514	121	1,021	123	22	99	45	29	3	5	5	8	1995
4:00 PM	5:00 PM	672	194	989	176	18	79	32	37	8	3	2	19	2229
5:00 PM	6:00 PM	362	232	1,145	278	16	106	37	32	7	7	1	11	2234
6:00 PM	7:00 PM	845	409	1,021	152	23	136	27	41	7	4	5	8	2678
7:00 PM	8:00 PM	1,337	734	798	58	9	78	24	58	5	5	1	1	3108
8:00 PM	9:00 PM	892	412	865	73	1	113	37	62	8	3	6	4	2476
9:00 PM	10:00 PM	423	145	604	45	6	109	45	38	5	2	3	1	1426
10:00 PM	11:00 PM	298	99	476	51	7	99	42	33	11	1	5	0	1122
11:00 PM	12:00 AM	301	95	321	25	13	115	69	20	9	3	8	2	981
Total		11,746	4,310	18,020	2,023	315	2,135	987	760	149	62	56	129	40,692

Location	N-5 @ Lahore, Gujranwala	Date	Friday, May 5, 2017
Direction	SB (Towards Lahore)	Time Duration	168 hours
From	Gujranwala	Type of Count	Classified Counts
To	Lahore	Description	7-Days Counts @ N-5, Pipri, Karachi

Time	Vehicle Classification													Total			
	Motor Cycle	Rickshaw	Car / Jeep / Pickup/AWD	Hiace/Mini Bus / Coaster	Large Buses	Pickup Trucks	2-Axle Truck	3-Axle Truck	4-Axle Truck	5-Axle Truck	6-Axle Truck	Tractor					
From	To																
12:00 AM	1:00 AM	137	61	387	22	6	93	54	19	10	4	2	0	795			
1:00 AM	2:00 AM	83	26	232	17	3	132	37	23	8	9	4	2	576			
2:00 AM	3:00 AM	61	21	143	8	3	112	25	17	5	7	6	1	409			
3:00 AM	4:00 AM	28	17	76	22	1	98	32	21	2	11	4	0	312			
4:00 AM	5:00 AM	34	19	88	13	5	99	36	24	4	9	3	1	335			
5:00 AM	6:00 AM	121	31	212	32	10	84	49	18	7	11	2	2	579			
6:00 AM	7:00 AM	213	87	487	57	13	94	37	20	9	9	5	5	1036			
7:00 AM	8:00 AM	451	176	597	81	9	58	30	32	7	8	4	7	1460			
8:00 AM	9:00 AM	532	201	834	76	11	79	27	29	11	2	8	9	1819			
9:00 AM	10:00 AM	469	246	912	29	7	118	34	34	9	3	6	11	1878			
10:00 AM	11:00 AM	548	216	810	108	18	81	41	34	5	5	1	11	1877			
11:00 AM	12:00 PM	603	209	931	94	16	70	47	34	8	6	1	14	2033			
12:00 PM	1:00 PM	576	215	1054	85	16	90	40	31	5	4	1	16	2134			
1:00 PM	2:00 PM	577	209	953	91	14	82	41	35	9	5	2	10	2024			
2:00 PM	3:00 PM	571	175	1066	120	14	94	44	38	7	3	3	7	2140			
3:00 PM	4:00 PM	584	170	1186	151	20	81	36	38	6	4	3	8	2286			
4:00 PM	5:00 PM	696	232	1074	184	19	82	31	41	6	2	5	8	2378			
5:00 PM	6:00 PM	622	265	1264	189	16	90	30	43	9	6	4	6	2542			
6:00 PM	7:00 PM	888	350	1188	135	17	101	37	48	8	3	5	2	2782			
7:00 PM	8:00 PM	997	344	1256	146	18	82	40	48	8	2	5	1	2947			
8:00 PM	9:00 PM	701	248	1181	146	16	81	43	43	6	3	6	2	2473			
9:00 PM	10:00 PM	404	132	983	101	14	74	60	34	6	4	5	1	1817			
10:00 PM	11:00 PM	296	87	942	104	15	88	54	31	7	5	4	1	1632			
11:00 PM	12:00 AM	284	75	742	73	14	98	64	29	9	4	3	0	1396			
Total		10,475	3,812	18,596	2,082	294	2,158	967	764	171	127	91	123	39,660			

Location	N-5 @ Khanewal	Date	Saturday, April 15, 2017
Direction	NB (Towards Okara)	Time Duration	168 hours
From	Khanewal	Type of Count	Classified Counts
To	Okara	Description	7-Days Counts @ N-5, Khanewal, Okara

Time	Vehicle Classification											Total		
	From	To	Motor Cycle	Rickshaw	Car / Jeep / pickup / AWD	Hiace / Mini Bus / Coaster	Large Buses	Pickup Trucks	2-Axle Truck	3-Axle Truck	4-Axle Truck		5-Axle Truck	6-Axle Truck
12:00 AM	1:00 AM	10	0	117	36	22	0	27	25	16	1	9	0	263
1:00 AM	2:00 AM	8	0	80	27	18	0	41	24	18	2	12	0	230
2:00 AM	3:00 AM	5	0	103	35	15	0	24	29	16	1	10	0	238
3:00 AM	4:00 AM	5	0	74	25	11	0	18	24	17	0	4	0	178
4:00 AM	5:00 AM	8	0	66	29	4	0	12	35	13	0	13	0	180
5:00 AM	6:00 AM	22	4	87	13	5	15	9	22	14	0	12	1	204
6:00 AM	7:00 AM	58	7	156	20	9	17	16	24	26	1	11	3	348
7:00 AM	8:00 AM	97	12	197	27	8	20	22	40	26	0	21	4	474
8:00 AM	9:00 AM	91	12	223	19	6	16	19	37	35	1	23	3	484
9:00 AM	10:00 AM	83	16	288	19	7	15	16	28	34	1	21	3	530
10:00 AM	11:00 AM	112	18	327	28	10	18	24	31	35	1	16	5	624
11:00 AM	12:00 PM	109	18	272	24	8	18	17	20	34	2	12	3	537
12:00 PM	1:00 PM	87	18	355	29	12	19	25	18	35	1	17	2	618
1:00 PM	2:00 PM	87	18	332	18	15	21	18	18	24	0	16	2	568
2:00 PM	3:00 PM	83	18	315	26	13	21	19	21	31	0	18	5	570
3:00 PM	4:00 PM	66	17	368	35	18	22	22	26	43	2	18	1	638
4:00 PM	5:00 PM	122	18	334	17	20	10	29	22	36	14	10	0	632
5:00 PM	6:00 PM	171	14	345	29	27	22	32	28	45	15	12	1	741
6:00 PM	7:00 PM	199	16	317	27	25	23	48	10	56	12	18	3	734
7:00 PM	8:00 PM	99	13	196	9	19	12	34	27	27	7	16	0	459
8:00 PM	9:00 PM	64	0	298	60	10	0	27	11	25	2	10	0	507
9:00 PM	10:00 PM	29	0	265	44	8	0	28	13	29	2	11	0	429
10:00 PM	11:00 PM	51	0	204	30	8	0	32	20	27	1	13	0	366
11:00 PM	12:00 AM	13	0	194	39	11	0	31	17	30	1	15	0	351
Total		1659	217	5513	655	309	268	590	570	672	67	338	35	10903

Location	N-5 @ Khanewal	Date	Sunday, April 16, 2017
Direction	NB (Towards Okara)	Time Duration	168 hours
From	Khanewal	Type of Count	Classified Counts
To	Okara	Description	-Days Counts @ N-5, Khanewal, Okara

Time	Vehicle Classification											Total	
	Motor Cycle	Rickshaw	Car / Jeep / Pickup/4WD	Hiace/Mini Bus / Coaster	Large Buses	Pickup Trucks	2-Axle Truck	3-Axle Truck	4-Axle Truck	5-Axle Truck	6-Axle Truck		Tractor
From To													
12:00 AM	8	0	148	42	17	0	31	13	11	2	12	0	284
1:00 AM	3	0	105	23	22	0	32	11	19	0	15	0	230
2:00 AM	3	0	82	41	17	0	25	4	17	0	8	0	197
3:00 AM	10	0	68	28	12	0	13	13	13	1	8	0	166
4:00 AM	8	0	75	30	8	0	11	7	16	0	10	0	165
5:00 AM	46	4	71	5	9	14	16	16	14	5	12	0	212
6:00 AM	63	8	82	21	5	10	23	24	17	7	22	4	286
7:00 AM	119	13	142	23	27	11	14	23	30	6	31	5	444
8:00 AM	141	15	209	26	23	10	12	20	30	8	13	2	509
9:00 AM	180	19	248	28	30	15	17	27	30	13	18	0	625
10:00 AM	177	22	275	26	32	14	14	25	44	16	23	1	669
11:00 AM	182	23	281	30	31	10	12	25	43	20	22	3	682
12:00 PM	191	19	338	35	39	14	11	29	38	15	19	1	749
1:00 PM	175	18	275	26	26	19	12	14	35	16	10	4	630
2:00 PM	137	20	258	18	36	16	18	17	37	18	15	5	595
3:00 PM	184	21	265	23	26	33	9	14	37	9	11	0	632
4:00 PM	207	18	328	28	34	27	24	16	35	15	16	0	748
5:00 PM	186	22	302	20	39	20	28	14	47	8	11	5	702
6:00 PM	200	23	381	40	31	33	25	14	50	14	14	2	827
7:00 PM	99	8	201	7	20	23	30	10	45	10	12	0	465
8:00 PM	71	0	299	50	10	0	29	21	48	1	13	0	542
9:00 PM	47	0	255	58	10	0	22	26	38	1	10	0	467
10:00 PM	21	0	243	53	9	0	22	30	61	3	23	0	465
11:00 PM	15	0	168	40	9	0	36	15	41	3	12	0	339
Total	2,473	253	5,099	721	522	269	486	428	796	191	360	32	11,630

Location	N-5 @ Khanewal	Date	Monday, April 17, 2017
Direction	NE (Towards Okara)	Time Duration	168 hours
From	Khanewal	Type of Count	Classified Counts
To	Okara	Description	-Days Counts @ N-5, Khanewal, Okara

Time	Vehicle Classification													Total	
	From	To	Motor Cycle	Rickshaw	Car / Jeep / Pickup/4WD	Hiace/Mini Bus / Coaster	Large Buses	Pickup Trucks	2-Axle Truck	3-Axle Truck	4-Axle Truck	5-Axle Truck	6-Axle Truck		Tractor
12:00 AM			12	0	159	40	22	0	34	19	27	0	16	0	329
1:00 AM			7	0	107	47	25	0	30	28	23	2	15	0	284
2:00 AM			5	0	98	23	23	0	26	17	26	0	11	0	229
3:00 AM			9	0	84	24	14	0	20	29	21	1	22	0	224
4:00 AM			0	0	100	30	7	0	11	19	10	1	18	0	196
5:00 AM			45	4	75	4	12	16	14	23	12	7	11	1	224
6:00 AM			85	6	111	7	14	18	13	36	24	14	19	3	350
7:00 AM			212	11	179	28	26	20	10	22	20	8	16	1	553
8:00 AM			188	9	192	20	19	19	14	41	36	23	21	1	583
9:00 AM			168	13	225	32	25	6	14	30	31	14	16	4	578
10:00 AM			217	14	248	24	30	19	20	26	37	13	28	2	678
11:00 AM			210	13	241	24	30	23	13	21	31	11	13	3	633
12:00 PM			221	16	235	37	30	13	16	15	35	12	21	2	653
1:00 PM			210	17	199	20	23	17	12	18	32	9	19	2	578
2:00 PM			165	15	223	27	26	26	29	19	30	8	10	4	582
3:00 PM			197	12	268	28	22	15	18	14	31	9	9	1	624
4:00 PM			195	11	250	19	25	24	26	31	41	10	21	2	655
5:00 PM			202	11	260	16	24	16	23	15	36	17	13	0	633
6:00 PM			205	16	281	18	19	34	38	17	44	11	11	2	696
7:00 PM			89	8	133	3	15	34	22	14	39	9	13	0	379
8:00 PM			72	0	240	52	10	0	22	12	31	0	12	0	451
9:00 PM			42	0	215	55	6	0	25	18	42	2	20	0	425
10:00 PM			29	0	160	48	5	0	25	24	33	1	12	0	337
11:00 PM			17	0	164	58	8	0	32	18	45	1	14	0	358
Total			2,802	176	4,447	684	460	300	507	526	738	183	361	28	11,232

Location	N-5 @ Khanewal	Date	Tuesday, April 18, 2017
Direction	NB (Towards Okara)	Time Duration	168 hours
From	Khanewal	Type of Count	Classified Counts
To	Okara	Description	7-Days Counts @ N-5, Khanewal, Okara

Time	Vehicle Classification											Total		
	Motor Cycle	Rickshaw	Car / Jeep / Pickup/4WD	Hilace/Mini Bus / Coaster	Large Buses	Pickup Trucks	2-Axle Truck	3-Axle Truck	4-Axle Truck	5-Axle Truck	6-Axle Truck		Tractor	
From	To													
12:00 AM	1:00 AM	10	0	145	34	20	0	29	30	42	0	10	0	320
1:00 AM	2:00 AM	7	0	112	41	21	0	40	26	29	0	7	0	283
2:00 AM	3:00 AM	9	0	96	24	18	0	21	36	13	2	19	0	238
3:00 AM	4:00 AM	6	0	84	23	11	0	24	24	15	1	22	0	210
4:00 AM	5:00 AM	6	0	69	25	6	0	13	28	24	1	10	0	182
5:00 AM	6:00 AM	44	5	63	3	11	16	12	21	19	6	14	2	216
6:00 AM	7:00 AM	85	7	109	11	19	22	17	30	29	12	20	3	364
7:00 AM	8:00 AM	199	19	128	21	17	29	10	42	33	20	23	6	547
8:00 AM	9:00 AM	180	14	175	16	30	18	4	29	34	12	17	5	534
9:00 AM	10:00 AM	198	13	209	35	27	23	12	23	44	14	21	4	623
10:00 AM	11:00 AM	218	22	255	28	28	20	16	26	45	13	16	11	698
11:00 AM	12:00 PM	227	19	237	35	32	20	14	27	39	9	23	3	685
12:00 PM	1:00 PM	219	16	263	25	37	31	25	20	25	8	11	4	684
1:00 PM	2:00 PM	195	12	241	28	41	26	29	20	24	5	14	0	635
2:00 PM	3:00 PM	172	16	235	23	37	21	38	19	28	10	15	6	620
3:00 PM	4:00 PM	188	15	222	44	29	19	21	13	26	14	16	1	608
4:00 PM	5:00 PM	235	18	214	18	19	26	34	12	23	9	13	2	623
5:00 PM	6:00 PM	230	19	240	16	22	21	29	18	24	11	12	2	644
6:00 PM	7:00 PM	225	21	245	23	23	28	35	18	20	8	15	7	668
7:00 PM	8:00 PM	155	11	168	6	17	19	23	16	25	13	17	0	470
8:00 PM	9:00 PM	57	0	254	37	7	0	26	16	21	3	18	0	439
9:00 PM	10:00 PM	34	0	235	48	8	0	23	14	21	0	11	0	394
10:00 PM	11:00 PM	18	0	186	47	10	0	33	14	24	3	8	0	343
11:00 PM	12:00 AM	15	0	150	44	5	0	32	20	15	3	9	0	293
Total		2,932	227	4,335	655	495	339	560	542	642	177	361	56	11,321

Location	N-5 @ Khanewal	Date	Wednesday, April 19, 2017
Direction	NB (Towards Okara)	Time Duration	168 hours
From	Khanewal	Type of Count	Classified Counts
To	Okara	Description	-Days Counts @ N-5, Khanewal, Okara

Time	Vehicle Classification											Total			
	From	To	Motor Cycle	Rickshaw	Car / Jeep / Pickup/4WD	Hiac/Mini Bus / Coaster	Large Buses	Pickup Trucks	2-Axle Truck	3-Axle Truck	4-Axle Truck		5-Axle Truck	6-Axle Truck	Tractor
12:00 AM			2	0	105	43	23	0	24	18	11	0	9	0	235
1:00 AM			7	0	66	32	20	0	38	23	11	0	9	0	206
2:00 AM			4	0	85	38	15	0	21	26	14	2	17	0	222
3:00 AM			3	0	63	27	10	0	16	14	6	1	7	0	147
4:00 AM			8	0	71	23	5	0	12	12	6	1	10	0	148
5:00 AM			45	4	74	3	8	20	15	23	11	8	15	3	229
6:00 AM			97	7	94	25	17	15	15	25	21	16	21	5	358
7:00 AM			219	19	135	18	13	33	21	21	16	10	17	2	524
8:00 AM			202	20	158	5	18	15	26	27	22	15	19	5	532
9:00 AM			222	21	192	30	24	13	10	15	22	9	12	3	573
10:00 AM			224	18	237	29	25	16	6	29	24	23	21	3	655
11:00 AM			210	18	204	36	27	12	12	12	19	6	9	0	565
12:00 PM			230	19	230	25	35	19	15	11	15	7	12	2	620
1:00 PM			205	17	194	22	23	8	16	12	23	6	11	4	541
2:00 PM			198	15	224	21	24	12	16	11	23	5	9	0	558
3:00 PM			176	11	184	13	27	17	19	8	30	10	12	1	508
4:00 PM			235	15	222	25	25	16	32	11	28	6	10	1	626
5:00 PM			280	22	231	16	24	10	37	10	39	19	12	2	702
6:00 PM			147	17	257	11	17	27	43	16	33	13	15	1	597
7:00 PM			147	14	156	9	11	22	18	15	35	15	18	0	460
8:00 PM			59	0	276	55	7	0	20	16	27	1	11	0	472
9:00 PM			32	0	236	61	3	0	31	14	34	0	13	0	424
10:00 PM			39	0	192	35	9	0	19	18	25	3	12	0	352
11:00 PM			16	0	146	68	7	0	34	17	28	1	7	0	324
Total			3,007	237	4,032	670	417	255	516	404	523	177	308	32	10,578

Location	N-5 @ Khanewal	Date	Thursday, April 20, 2017
Direction	N5 (Towards Okara)	Time Duration	168 hours
From	Khanewal	Type of Count	Classified Counts
To	Okara	Description	-Days Counts @ N-5, Khanewal, Okara

Time	Vehicle Classification													Total			
	Motor Cycle	Rickshaw	Car / Jeep / Pickup/4WD	Hiace/Mini Bus / Coaster	Large Buses	Pickup Trucks	2-Axle Truck	3-Axle Truck	4-Axle Truck	5-Axle Truck	6-Axle Truck	Tractor					
From	To																
12:00 AM	1:00 AM	13	0	131	40	17	0	26	24	32	1	10	0	294			
1:00 AM	2:00 AM	5	0	97	42	14	0	32	25	25	2	16	0	258			
2:00 AM	3:00 AM	4	0	72	30	18	0	26	19	23	0	9	0	201			
3:00 AM	4:00 AM	6	0	54	35	13	0	15	31	27	3	11	0	195			
4:00 AM	5:00 AM	16	0	69	28	3	0	13	24	14	0	14	0	181			
5:00 AM	6:00 AM	28	4	88	25	4	15	18	16	12	0	13	1	224			
6:00 AM	7:00 AM	49	7	167	34	8	15	26	22	25	2	20	3	378			
7:00 AM	8:00 AM	104	12	198	40	6	17	21	46	29	1	25	3	502			
8:00 AM	9:00 AM	86	12	209	26	5	15	21	33	33	3	19	2	464			
9:00 AM	10:00 AM	99	16	252	37	8	12	21	18	33	0	16	2	514			
10:00 AM	11:00 AM	110	18	286	21	13	17	17	31	28	1	18	3	562			
11:00 AM	12:00 PM	91	18	336	29	11	17	22	15	27	0	23	3	592			
12:00 PM	1:00 PM	106	18	310	27	12	15	23	17	36	0	14	2	580			
1:00 PM	2:00 PM	102	18	290	40	9	19	27	18	26	3	10	3	564			
2:00 PM	3:00 PM	95	18	299	27	11	21	29	24	32	3	10	5	573			
3:00 PM	4:00 PM	94	17	314	42	12	23	19	16	37	0	23	1	598			
4:00 PM	5:00 PM	96	16	319	51	12	20	30	22	46	4	20	1	637			
5:00 PM	6:00 PM	100	16	313	38	8	19	19	14	42	2	25	2	598			
6:00 PM	7:00 PM	147	18	318	41	9	30	17	22	35	1	17	2	658			
7:00 PM	8:00 PM	98	10	297	42	12	23	22	32	40	1	14	0	591			
8:00 PM	9:00 PM	77	0	265	48	10	0	23	16	26	0	14	0	479			
9:00 PM	10:00 PM	38	0	241	43	10	0	25	14	38	0	8	0	417			
10:00 PM	11:00 PM	28	0	173	44	9	0	38	20	34	1	20	0	367			
11:00 PM	12:00 AM	19	0	155	41	6	0	40	20	33	2	14	0	330			
Total		1,611	215	5,253	871	240	279	570	559	733	90	383	32	10,756			

Location	N-5 @ Khanewal	Date	Friday, April 21, 2017
Direction	NB (Towards Okara)	Time Duration	168 hours
From	Khanewal	Type of Count	Classified Counts
To	Okara	Description	-Days Counts @ N-5, Khanewal, Okara

Time	Vehicle Classification											Total					
	Motor Cycle	Rickshaw	Car / Jeep / Pickup/4WD	Hiace/Mini Bus / Coaster	Large Buses	Pickup Trucks	2-Axle Truck	3-Axle Truck	4-Axle Truck	5-Axle Truck	6-Axle Truck		Tractor				
From	To																
12:00 AM	1:00 AM	9	0	116	38	21	0	29	35	24	2	14	0	288			
1:00 AM	2:00 AM	7	0	106	39	21	0	34	30	39	1	15	0	292			
2:00 AM	3:00 AM	9	0	123	32	18	0	25	17	11	0	18	0	253			
3:00 AM	4:00 AM	7	0	82	28	14	0	24	17	11	0	15	0	199			
4:00 AM	5:00 AM	10	0	81	29	4	0	11	34	6	1	14	0	190			
5:00 AM	6:00 AM	27	5	102	27	8	15	9	26	10	2	15	2	248			
6:00 AM	7:00 AM	63	7	166	33	12	17	16	33	32	0	16	4	399			
7:00 AM	8:00 AM	98	19	226	31	6	22	23	28	29	1	21	4	508			
8:00 AM	9:00 AM	89	17	248	40	7	20	16	35	27	1	16	4	520			
9:00 AM	10:00 AM	92	17	258	30	10	15	22	31	30	1	16	3	525			
10:00 AM	11:00 AM	81	20	331	21	7	14	25	29	38	2	27	6	601			
11:00 AM	12:00 PM	117	19	325	30	10	16	25	25	27	1	20	2	617			
12:00 PM	1:00 PM	129	18	373	40	9	20	26	18	27	3	19	3	685			
1:00 PM	2:00 PM	72	15	309	27	18	20	25	28	21	0	18	2	555			
2:00 PM	3:00 PM	58	16	267	28	12	19	28	17	30	2	12	4	492			
3:00 PM	4:00 PM	84	13	349	44	9	20	28	11	30	0	16	1	605			
4:00 PM	5:00 PM	79	17	351	28	12	26	28	27	28	3	19	1	619			
5:00 PM	6:00 PM	142	21	412	48	11	26	16	11	27	1	10	2	726			
6:00 PM	7:00 PM	144	19	430	47	11	34	26	17	29	0	15	3	755			
7:00 PM	8:00 PM	88	13	353	40	5	20	27	13	24	1	14	0	598			
8:00 PM	9:00 PM	50	0	276	37	14	0	18	17	35	3	9	0	459			
9:00 PM	10:00 PM	31	0	210	44	7	0	27	19	26	2	15	0	381			
10:00 PM	11:00 PM	22	0	182	44	9	0	23	22	14	0	8	0	324			
11:00 PM	12:00 AM	23	0	150	43	10	0	35	27	23	0	13	0	324			
Total		1,531	232	5,806	848	265	306	566	567	598	27	376	40	11,162			

Location	N-5 @ Khanewal	Date	Saturday, April 15, 2017
Direction	SB (Towards Khanewal)	Time Duration	168 hours
From	Okara	Type of Count	Classified Counts
To	Khanewal	Description	7-Days Counts @ N-5, Khanewal, Okara

Time	Vehicle Classification													Total	
	From	To	Motor Cycle	Rickshaw	Car / Jeep / Pickup / 4WD	Hiac/Mini Bus / Coaster	Large Buses	Pickup Trucks	2-Axle Truck	3-Axle Truck	4-Axle Truck	5-Axle Truck	6-Axle Truck		Tractor
12:00 AM	1:00 AM	7	0	222	0	21	15	0	22	13	10	2	5	0	317
1:00 AM	2:00 AM	3	0	196	0	28	14	0	25	19	10	0	9	0	304
2:00 AM	3:00 AM	9	0	164	0	24	16	0	19	19	13	1	11	0	276
3:00 AM	4:00 AM	5	0	119	0	22	20	0	30	15	10	3	8	0	232
4:00 AM	5:00 AM	17	0	86	0	31	17	0	21	11	14	4	10	0	211
5:00 AM	6:00 AM	39	6	116	6	35	16	18	20	15	23	1	4	0	293
6:00 AM	7:00 AM	90	7	270	7	31	6	30	21	16	15	3	14	2	505
7:00 AM	8:00 AM	216	16	274	16	17	3	32	24	13	26	1	12	1	634
8:00 AM	9:00 AM	219	22	326	22	30	2	21	12	14	30	5	16	2	698
9:00 AM	10:00 AM	229	22	299	22	45	3	37	16	14	27	4	14	2	712
10:00 AM	11:00 AM	198	27	328	27	26	5	28	16	25	35	3	10	2	702
11:00 AM	12:00 PM	155	19	358	19	38	7	21	28	22	27	2	9	2	688
12:00 PM	1:00 PM	147	18	321	18	36	6	23	28	13	25	1	9	1	628
1:00 PM	2:00 PM	163	27	341	27	51	11	20	20	15	22	3	6	2	681
2:00 PM	3:00 PM	155	24	319	24	30	17	21	18	20	25	2	12	2	645
3:00 PM	4:00 PM	145	24	328	24	24	9	21	23	23	30	0	5	2	634
4:00 PM	5:00 PM	203	22	306	22	66	17	27	24	23	43	14	41	1	787
5:00 PM	6:00 PM	210	20	363	20	64	23	21	23	19	30	18	39	2	832
6:00 PM	7:00 PM	204	32	399	32	49	22	37	25	25	32	19	39	2	885
7:00 PM	8:00 PM	220	9	360	9	38	17	33	23	19	35	17	20	0	791
8:00 PM	9:00 PM	85	0	336	0	28	14	0	23	28	25	4	10	0	553
9:00 PM	10:00 PM	42	0	275	0	49	15	0	23	26	15	5	15	0	465
10:00 PM	11:00 PM	24	0	261	0	43	12	0	30	22	10	3	19	0	424
11:00 PM	12:00 AM	14	0	193	0	31	19	0	23	24	15	2	10	0	331
Total		2,799	293	6,560	857	306	390	537	453	547	117	347	23	13,228	

Location	N-5 @ Khanawal	Date	Sunday, April 16, 2017
Direction	SB (Towards Khanawal)	Time Duration	168 hours
From	Okara	Type of Count	Classified Counts
To	Khanawal	Description	7-Days Counts @ N-5, Khanawal, Okara

Time		Vehicle Classification													Total
From	To	Motor Cycle	Rickshaw	Car / Jeep / Pickup/4WD	Hiace/Mini Bus / Coaster	Large Buses	Pickup Trucks	2-Axle Truck	3-Axle Truck	4-Axle Truck	5-Axle Truck	6-Axle Truck	Tractor	Total	
12:00 AM	1:00 AM	14	0	204	40	13	0	24	27	21	4	22	0	369	
1:00 AM	2:00 AM	6	0	151	37	14	0	19	23	19	0	15	0	284	
2:00 AM	3:00 AM	9	0	134	32	23	0	24	24	18	1	11	0	276	
3:00 AM	4:00 AM	6	0	94	34	28	0	27	16	20	4	17	0	246	
4:00 AM	5:00 AM	18	0	119	43	22	0	22	13	30	3	10	0	280	
5:00 AM	6:00 AM	35	4	80	14	19	27	28	8	31	13	36	0	295	
6:00 AM	7:00 AM	81	6	88	16	17	41	19	23	43	17	44	0	395	
7:00 AM	8:00 AM	123	10	122	18	11	29	16	10	41	16	41	0	437	
8:00 AM	9:00 AM	186	25	158	35	12	21	19	14	42	19	52	1	584	
9:00 AM	10:00 AM	237	24	210	38	11	68	18	34	41	13	22	1	717	
10:00 AM	11:00 AM	226	30	215	35	12	46	12	20	48	9	21	1	675	
11:00 AM	12:00 PM	204	20	224	42	19	19	16	14	32	9	29	4	632	
12:00 PM	1:00 PM	181	24	292	39	14	27	14	34	37	8	27	0	697	
1:00 PM	2:00 PM	168	29	263	49	22	25	16	12	38	10	22	3	657	
2:00 PM	3:00 PM	151	31	280	48	26	33	10	9	32	3	12	0	635	
3:00 PM	4:00 PM	166	22	265	46	24	33	26	26	44	11	23	1	687	
4:00 PM	5:00 PM	163	26	346	52	21	23	21	33	34	3	20	2	744	
5:00 PM	6:00 PM	209	17	398	52	19	20	9	13	38	3	22	2	802	
6:00 PM	7:00 PM	313	26	451	82	21	44	28	15	29	2	17	5	1033	
7:00 PM	8:00 PM	323	7	375	46	16	27	36	15	42	6	16	0	909	
8:00 PM	9:00 PM	84	0	453	42	15	0	14	27	28	0	5	0	568	
9:00 PM	10:00 PM	48	0	365	31	13	0	19	10	23	1	7	0	517	
10:00 PM	11:00 PM	22	0	305	34	17	0	19	27	18	1	7	0	450	
11:00 PM	12:00 AM	19	0	254	31	13	0	15	15	18	6	8	0	379	
Total		2,992	301	5,846	936	422	483	471	462	767	162	506	20	13,368	

Location	N-5 @ Khanawal	Date	Monday, April 17, 2017
Direction	SB (Towards Khanawal)	Time Duration	168 hours
From	Okara	Type of Count	Classified Counts
To	Khanawal	Description	7-Days Counts @ N-5, Khanawal, Okara

Time		Vehicle Classification											Total				
		Motor Cycle	Rickshaw	Car / Jeep / Pickup/4WD	Hiace/Mini Bus / Coaster	Large Buses	Pickup Trucks	2-Axle Truck	3-Axle Truck	4-Axle Truck	5-Axle Truck	6-Axle Truck		Tractor			
From	To																
12:00 AM	1:00 AM	19	0	224	32	18	0	26	20	14	0	11	0	0	0	0	364
1:00 AM	2:00 AM	5	0	146	25	12	0	29	21	10	1	19	0	0	0	0	268
2:00 AM	3:00 AM	5	0	156	27	19	0	14	15	11	0	12	0	0	0	0	259
3:00 AM	4:00 AM	3	0	119	16	19	0	25	5	3	1	9	0	0	0	0	200
4:00 AM	5:00 AM	7	0	91	24	17	0	21	8	12	0	9	0	0	0	0	189
5:00 AM	6:00 AM	58	8	65	7	17	11	12	7	23	2	10	2	0	0	0	220
6:00 AM	7:00 AM	138	7	134	22	14	18	9	10	32	4	21	2	0	0	0	411
7:00 AM	8:00 AM	362	21	237	36	11	22	16	13	24	4	15	0	0	0	0	761
8:00 AM	9:00 AM	347	18	245	37	8	12	17	17	22	4	12	1	0	0	0	740
9:00 AM	10:00 AM	341	20	277	34	9	14	20	15	17	4	16	3	0	0	0	770
10:00 AM	11:00 AM	318	23	262	30	13	17	16	14	17	8	21	4	0	0	0	743
11:00 AM	12:00 PM	246	18	243	39	16	15	15	12	20	5	11	0	0	0	0	640
12:00 PM	1:00 PM	192	11	284	33	18	15	6	9	22	9	15	1	0	0	0	615
1:00 PM	2:00 PM	205	25	237	39	26	17	12	11	22	3	8	2	0	0	0	607
2:00 PM	3:00 PM	188	17	218	36	29	13	9	13	18	5	8	3	0	0	0	557
3:00 PM	4:00 PM	148	26	216	39	19	11	13	13	18	2	8	5	0	0	0	518
4:00 PM	5:00 PM	151	18	278	46	22	21	18	16	18	5	11	6	0	0	0	610
5:00 PM	6:00 PM	223	23	291	44	18	26	11	13	14	2	12	5	0	0	0	682
6:00 PM	7:00 PM	245	24	306	48	22	28	14	18	26	8	18	4	0	0	0	761
7:00 PM	8:00 PM	241	4	265	48	17	17	26	9	24	9	15	4	0	0	0	679
8:00 PM	9:00 PM	73	0	310	33	15	0	18	21	18	3	9	0	0	0	0	500
9:00 PM	10:00 PM	50	0	260	32	10	0	18	21	19	2	10	0	0	0	0	422
10:00 PM	11:00 PM	32	0	280	32	8	0	15	22	22	2	18	0	0	0	0	431
11:00 PM	12:00 AM	13	0	226	33	17	0	16	26	14	0	18	0	0	0	0	363
Total		3,610	263	5,370	792	394	257	396	949	440	83	316	40				12,310

Location	N-5 @ Khanewal	Date	Tuesday, April 18, 2017
Direction	S8 (Towards Khanewal)	Time Duration	168 hours
From	Okara	Type of Count	Classified Counts
To	Khanewal	Description	7-Days Counts @ N-5, Khanewal, Okara

Time	Vehicle Classification											Total		
	Motor Cycle	Rickshaw	Car / Jeep / Pickup/4WD	Hatch/Mini Bus / Coaster	Large Buses	Pickup Trucks	2-Axle Truck	3-Axle Truck	4-Axle Truck	5-Axle Truck	6-Axle Truck		Tractor	
From	To													
12:00 AM	1:00 AM	17	0	183	24	11	0	16	30	20	7	15	0	323
1:00 AM	2:00 AM	4	0	137	28	15	0	28	22	23	3	12	0	272
2:00 AM	3:00 AM	2	0	133	23	17	0	30	19	20	5	10	0	259
3:00 AM	4:00 AM	3	0	106	34	15	0	38	28	27	3	10	0	264
4:00 AM	5:00 AM	14	0	119	29	15	0	26	31	22	4	22	0	282
5:00 AM	6:00 AM	42	18	69	12	14	16	30	12	39	6	18	2	278
6:00 AM	7:00 AM	103	8	94	18	17	32	25	13	49	8	30	4	401
7:00 AM	8:00 AM	336	23	190	46	13	44	26	35	47	8	26	2	796
8:00 AM	9:00 AM	326	22	182	30	9	30	13	16	57	4	33	3	725
9:00 AM	10:00 AM	294	27	233	32	7	28	27	25	51	5	24	2	755
10:00 AM	11:00 AM	243	24	244	24	17	20	10	18	46	9	18	1	674
11:00 AM	12:00 PM	178	15	245	31	20	29	17	25	33	4	17	2	616
12:00 PM	1:00 PM	182	26	215	32	18	27	11	18	40	6	34	3	612
1:00 PM	2:00 PM	169	18	258	36	21	18	19	17	29	4	17	2	608
2:00 PM	3:00 PM	133	16	220	36	22	17	15	19	31	11	18	3	541
3:00 PM	4:00 PM	113	17	254	34	21	20	12	28	39	4	29	0	571
4:00 PM	5:00 PM	175	18	241	30	26	15	17	19	41	7	14	1	604
5:00 PM	6:00 PM	184	21	240	27	19	24	20	17	44	9	20	3	628
6:00 PM	7:00 PM	246	25	233	36	23	30	15	34	43	6	21	10	722
7:00 PM	8:00 PM	217	5	213	19	16	12	35	20	51	3	9	3	603
8:00 PM	9:00 PM	82	0	366	30	12	0	18	13	29	1	8	0	559
9:00 PM	10:00 PM	42	0	312	39	9	0	18	21	26	3	10	0	480
10:00 PM	11:00 PM	15	0	236	39	15	0	24	24	31	3	17	0	404
11:00 PM	12:00 AM	9	0	199	30	10	0	26	11	19	1	7	0	312
Total		3,129	283	4,922	719	382	362	516	515	857	124	439	41	12,289

Location	N-5 @ Khanawal	Date	Wednesday, April 19, 2017
Direction	S8 (Towards Khanawal)	Time Duration	168 hours
From	Okara	Type of Count	Classified Counts
To	Khanawal	Description	7-Days Counts @ N-5, Khanawal, Okara

Time	Vehicle Classification											Total					
	Motor Cycle	Rickshaw	Car / Jeep / Pickup/4WD	Hiace/Mini Bus / Coaster	Large Buses	Pickup Trucks	2-Axle Truck	3-Axle Truck	4-Axle Truck	5-Axle Truck	6-Axle Truck		Tractor				
From	To																
12:00 AM	1:00 AM	11	0	204	28	14	0	23	29	23	3	14	0	349			
1:00 AM	2:00 AM	11	0	162	30	15	0	34	19	21	3	17	0	312			
2:00 AM	3:00 AM	5	0	147	24	17	0	23	21	25	1	13	0	276			
3:00 AM	4:00 AM	8	0	106	37	13	0	36	20	12	4	9	0	245			
4:00 AM	5:00 AM	12	0	125	35	16	0	25	11	13	1	14	0	252			
5:00 AM	6:00 AM	49	8	65	17	17	21	15	17	45	6	11	1	272			
6:00 AM	7:00 AM	103	6	98	31	16	32	19	25	71	5	30	2	438			
7:00 AM	8:00 AM	285	23	183	34	10	44	11	25	47	15	18	1	696			
8:00 AM	9:00 AM	293	7	208	34	11	36	13	19	39	6	20	1	687			
9:00 AM	10:00 AM	291	24	193	39	12	15	23	13	54	3	18	0	685			
10:00 AM	11:00 AM	252	18	232	37	13	22	16	12	48	4	26	2	682			
11:00 AM	12:00 PM	226	28	204	33	13	24	23	37	26	4	27	2	647			
12:00 PM	1:00 PM	196	23	255	34	19	22	20	21	29	6	19	2	646			
1:00 PM	2:00 PM	208	16	244	38	17	17	17	14	29	7	18	2	627			
2:00 PM	3:00 PM	187	17	202	30	29	27	17	21	41	5	24	5	605			
3:00 PM	4:00 PM	162	16	242	27	16	23	16	26	49	9	22	6	614			
4:00 PM	5:00 PM	171	28	270	30	17	19	23	25	35	4	13	3	638			
5:00 PM	6:00 PM	209	16	256	20	16	14	21	15	38	4	12	2	623			
6:00 PM	7:00 PM	219	18	268	35	13	12	17	19	41	5	17	4	668			
7:00 PM	8:00 PM	241	7	221	29	12	10	25	9	38	3	8	0	603			
8:00 PM	9:00 PM	88	0	311	35	14	0	16	12	21	1	14	0	512			
9:00 PM	10:00 PM	54	0	307	33	8	0	25	18	26	1	10	0	482			
10:00 PM	11:00 PM	20	0	313	30	11	0	13	15	21	1	13	0	437			
11:00 PM	12:00 AM	13	0	233	26	19	0	23	24	12	0	11	0	361			
Total		3,314	255	5,049	746	358	336	494	467	604	101	398	33	12,357			

Location	N-5 @ Khanewal	Date	Thursday, April 20, 2017
Direction	SB (Towards Khanewal)	Time Duration	168 hours
From	Okara	Type of Count	Classified Counts
To	Khanewal	Description	7-Days Counts @ N-5, Khanewal, Okara

Time	Vehicle Classification													Total
	Motor Cycle	Rickshaw	Car / Jeep / Pickup/4WD	Hiace/Mini Bus / Coaster	Large Buses	Pickup Trucks	2-Axle Truck	3-Axle Truck	4-Axle Truck	5-Axle Truck	6-Axle Truck	Tractor		
From To														
12:00 AM	12	0	198	26	16	0	29	29	12	3	14	0	339	
1:00 AM	8	0	149	32	11	0	29	21	16	2	17	0	285	
2:00 AM	8	0	132	30	20	0	26	17	14	1	16	0	264	
3:00 AM	9	0	130	34	21	0	28	12	7	1	20	0	262	
4:00 AM	13	0	102	21	16	0	21	14	11	3	13	0	214	
5:00 AM	33	6	127	36	11	19	21	19	33	0	14	0	319	
6:00 AM	80	7	245	37	11	30	19	19	32	2	21	1	504	
7:00 AM	204	16	369	30	1	28	23	15	30	3	8	0	726	
8:00 AM	209	22	349	48	2	18	21	18	38	1	17	1	744	
9:00 AM	212	22	337	43	3	40	21	17	36	3	18	2	754	
10:00 AM	184	27	306	43	6	30	25	18	30	2	12	2	685	
11:00 AM	162	19	289	50	13	18	25	17	33	2	9	2	639	
12:00 PM	147	18	293	53	8	22	23	14	29	3	16	1	626	
1:00 PM	125	27	307	21	9	21	25	25	29	5	14	2	610	
2:00 PM	135	24	299	28	15	22	30	18	22	2	11	2	608	
3:00 PM	126	24	301	30	15	22	22	20	26	0	7	3	595	
4:00 PM	138	22	324	29	8	24	26	25	27	1	10	3	637	
5:00 PM	156	20	335	31	13	22	20	19	24	1	15	3	659	
6:00 PM	180	27	365	31	14	36	19	19	30	0	15	4	740	
7:00 PM	144	7	404	23	12	26	13	20	11	2	3	1	666	
8:00 PM	80	0	380	30	9	0	8	24	20	4	9	0	564	
9:00 PM	47	0	308	41	13	0	14	17	18	1	3	0	462	
10:00 PM	25	0	278	32	11	0	27	23	15	1	7	0	419	
11:00 PM	20	0	249	28	14	0	26	22	11	2	9	0	381	
Total	2,457	286	6,576	807	272	377	541	462	554	45	298	28	12,702	

Location	N-5 @ Khanewal	Date	Friday, April 21, 2017
Direction	S8 (Towards Khanewal)	Time Duration	168 hours
From	Okara	Type of Count	Classified Counts
To	Khanewal	Description	7-Days Counts @ N-5, Khanewal, Okara

Time	Vehicle Classification											Total		
	Motor Cycle	Rickshaw	Car / Jeep / Pickup/4WD	Hiace/Mini Bus / Coaster	Large Buses	Pickup Trucks	2-Axle Truck	3-Axle Truck	4-Axle Truck	5-Axle Truck	6-Axle Truck		Tractor	
From	To													
12:00 AM	1:00 AM	9	0	204	27	18	0	16	26	15	3	12	0	330
1:00 AM	2:00 AM	5	0	183	37	13	0	20	16	16	1	11	0	302
2:00 AM	3:00 AM	5	0	158	23	17	0	23	17	22	1	13	0	279
3:00 AM	4:00 AM	5	0	175	30	16	0	34	16	16	2	16	0	310
4:00 AM	5:00 AM	13	0	163	25	24	0	18	16	10	1	15	0	285
5:00 AM	6:00 AM	52	11	131	42	12	12	20	14	26	3	15	2	340
6:00 AM	7:00 AM	79	7	219	36	8	21	24	15	31	4	14	3	462
7:00 AM	8:00 AM	191	21	337	22	5	29	13	11	25	6	10	2	671
8:00 AM	9:00 AM	252	17	315	34	2	22	13	18	41	2	11	2	729
9:00 AM	10:00 AM	244	24	305	39	2	14	24	22	33	4	13	1	726
10:00 AM	11:00 AM	208	23	272	32	7	14	13	19	34	2	16	2	641
11:00 AM	12:00 PM	181	21	358	36	9	18	29	18	24	0	8	2	703
12:00 PM	1:00 PM	142	22	327	35	12	16	23	17	26	3	14	3	640
1:00 PM	2:00 PM	132	20	323	34	10	12	32	17	42	0	12	2	636
2:00 PM	3:00 PM	113	19	261	26	14	15	29	33	21	1	14	4	550
3:00 PM	4:00 PM	112	19	292	19	13	14	26	14	26	1	18	3	557
4:00 PM	5:00 PM	116	23	311	33	18	11	26	19	33	3	13	2	608
5:00 PM	6:00 PM	192	19	393	31	14	13	21	17	20	3	6	3	731
6:00 PM	7:00 PM	178	23	491	31	13	14	23	17	26	2	9	7	834
7:00 PM	8:00 PM	121	6	442	28	10	7	17	22	19	1	18	2	693
8:00 PM	9:00 PM	70	0	390	30	14	0	19	19	15	5	14	0	576
9:00 PM	10:00 PM	36	0	337	34	10	0	21	14	11	1	11	0	475
10:00 PM	11:00 PM	24	0	282	35	12	0	17	22	14	1	12	0	419
11:00 PM	12:00 AM	13	0	274	31	20	0	18	16	12	1	15	0	400
Total		2,493	275	6,943	750	293	233	519	436	558	51	310	37	12,898

Location	N-S @ Rohri	Date	Sunday, April 16, 2017
Direction	NB (Towards Bahawalpur)	Time Duration	168 hours
From	Sukkur	Type of Count	Classified Counts
To	Bahawalpur	Description	7-Days Counts @ N-S, Rohri

Time	Vehicle Classification													Total
	Motor Cycle	Rickshaw	Car / Jeep / Pickup/4WD	Hilace/Mini Bus / Coaster	Large Buses	Pickup Trucks	2-Axle Truck	3-Axle Truck	4-Axle Truck	5-Axle Truck	6-Axle Truck	Tractor		
From	To													
12:00 AM	1:00 AM	20	1	16	6	7	15	55	65	56	19	33	3	296
1:00 AM	2:00 AM	10	1	8	7	6	13	51	63	54	16	35	2	266
2:00 AM	3:00 AM	11	1	7	6	5	12	50	66	52	15	27	1	253
3:00 AM	4:00 AM	16	2	9	8	7	12	55	76	55	20	47	3	310
4:00 AM	5:00 AM	8	1	8	5	10	10	52	61	46	12	32	3	248
5:00 AM	6:00 AM	22	2	10	6	11	13	73	72	65	20	37	4	335
6:00 AM	7:00 AM	60	2	34	4	10	20	57	74	66	21	45	9	402
7:00 AM	8:00 AM	139	12	41	6	9	22	34	78	71	20	43	15	490
8:00 AM	9:00 AM	199	11	79	35	16	21	52	79	88	25	46	12	663
9:00 AM	10:00 AM	178	10	133	30	15	17	47	65	70	19	45	11	640
10:00 AM	11:00 AM	166	7	110	33	10	10	30	35	47	18	41	12	519
11:00 AM	12:00 PM	180	11	119	41	8	15	30	31	59	17	37	19	567
12:00 PM	1:00 PM	168	7	111	39	5	10	24	27	45	20	26	12	494
1:00 PM	2:00 PM	175	15	130	30	10	19	24	12	21	18	26	11	491
2:00 PM	3:00 PM	157	14	128	33	10	20	29	17	27	13	30	12	490
3:00 PM	4:00 PM	183	21	138	26	11	21	26	16	25	9	24	15	515
4:00 PM	5:00 PM	199	14	149	60	11	29	44	46	59	39	30	15	695
5:00 PM	6:00 PM	210	6	173	32	20	25	28	34	72	17	31	22	670
6:00 PM	7:00 PM	197	9	163	44	19	21	36	15	41	20	24	21	610
7:00 PM	8:00 PM	215	6	185	29	6	24	42	33	55	15	32	17	659
8:00 PM	9:00 PM	126	4	135	24	4	24	39	37	55	13	28	11	500
9:00 PM	10:00 PM	106	4	108	31	3	20	38	49	64	12	12	7	454
10:00 PM	11:00 PM	64	3	86	21	4	21	41	49	62	11	28	6	396
11:00 PM	12:00 AM	31	2	57	20	3	22	43	59	72	14	23	3	349
Total		2,840	166	2,137	576	220	436	1,000	1,159	1,327	423	782	246	11,312

Location	N-5 @ Rohri	Date	Monday, April 17, 2017
Direction	NB (Towards Bahawalpur)	Time Duration	168 hours
From	Sukkur	Type of Count	Classified Counts
To	Bahawalpur	Description	7-Days Counts @ N-5, Rohri

Time	Vehicle Classification													Total		
	Motor Cycle	Rickshaw	Car / Jeep / Pickup/4WD	Hire/Mini Bus / Coaster	Large Buses	Pickup Trucks	2-Axle Truck	3-Axle Truck	4-Axle Truck	5-Axle Truck	6-Axle Truck	Tractor				
From To																
12:00 AM	23	2	19	6	9	13	54	68	61	17	22	2	296			
1:00 AM	13	1	10	6	5	11	51	67	60	14	25	2	265			
2:00 AM	15	1	9	5	6	10	50	66	52	13	22	3	252			
3:00 AM	20	1	11	7	6	11	49	70	59	15	30	3	282			
4:00 AM	11	2	10	6	8	9	55	62	51	12	27	4	257			
5:00 AM	27	1	12	7	14	14	83	72	63	17	33	5	348			
6:00 AM	66	3	37	3	15	16	65	80	62	25	38	11	421			
7:00 AM	146	14	47	11	7	18	32	75	69	18	43	20	500			
8:00 AM	212	15	89	29	18	20	55	74	96	22	51	16	697			
9:00 AM	189	13	136	35	19	16	40	70	70	17	44	14	663			
10:00 AM	174	9	117	38	12	11	30	34	54	17	48	17	561			
11:00 AM	191	14	130	46	7	14	29	32	66	19	36	23	607			
12:00 PM	176	9	121	49	4	13	19	22	54	19	27	16	529			
1:00 PM	184	17	142	35	9	18	21	11	16	18	25	14	510			
2:00 PM	158	16	154	35	9	21	32	11	28	7	29	14	514			
3:00 PM	196	23	153	27	14	24	24	15	25	7	24	17	549			
4:00 PM	201	12	144	30	12	22	28	18	41	9	14	21	552			
5:00 PM	187	14	187	27	24	20	23	13	53	9	21	13	591			
6:00 PM	176	8	206	22	18	25	29	17	38	7	18	17	581			
7:00 PM	127	17	169	16	11	17	30	24	36	8	24	14	493			
8:00 PM	111	8	130	18	8	16	27	32	41	7	26	11	435			
9:00 PM	91	7	108	15	7	19	26	39	52	6	22	7	399			
10:00 PM	51	5	87	17	8	16	28	42	40	8	20	7	329			
11:00 PM	46	4	61	19	6	17	32	51	55	12	25	4	332			
Total	2,791	216	2,289	509	256	391	912	1,085	1,242	323	694	275	10,963			

Location	N-5 @ Rohri	Date	Tuesday, April 18, 2017
Direction	NB (Towards Bahawalpur)	Time Duration	168 hours
From	Sukkur	Type of Count	Classified Counts
To	Bahawalpur	Description	7-Days Counts @ N-5, Rohri

Time	Vehicle Classification											Total		
	Motor Cycle	Rickshaw	Car / Jeep / Pickup/4WD	Hicie/Mini Bus / Coaster	Large Buses	Pickup Trucks	2-Axle Truck	3-Axle Truck	4-Axle Truck	5-Axle Truck	6-Axle Truck		Tractor	
From	To													
12:00 AM	1:00 AM	20	3	24	16	9	20	47	55	59	13	30	3	299
1:00 AM	2:00 AM	11	1	11	10	7	11	42	63	51	15	24	2	248
2:00 AM	3:00 AM	9	2	12	13	6	13	47	60	44	11	22	3	242
3:00 AM	4:00 AM	12	2	17	11	7	16	40	71	52	13	18	3	262
4:00 AM	5:00 AM	20	3	21	12	6	19	36	57	44	9	15	6	248
5:00 AM	6:00 AM	42	4	28	16	16	24	31	51	55	11	23	8	309
6:00 AM	7:00 AM	53	3	41	7	14	18	30	65	59	16	34	14	354
7:00 AM	8:00 AM	110	11	85	20	9	21	26	62	63	12	27	27	473
8:00 AM	9:00 AM	155	15	101	32	8	24	21	56	70	13	33	39	567
9:00 AM	10:00 AM	169	8	122	15	5	27	24	63	65	14	47	38	597
10:00 AM	11:00 AM	176	9	155	20	6	21	21	37	57	18	45	35	600
11:00 AM	12:00 PM	199	21	145	21	9	24	24	28	83	20	44	44	662
12:00 PM	1:00 PM	190	13	166	22	8	27	11	22	51	30	32	30	602
1:00 PM	2:00 PM	155	13	179	15	6	28	10	10	32	19	22	24	513
2:00 PM	3:00 PM	166	19	160	32	11	25	19	13	35	16	33	33	562
3:00 PM	4:00 PM	171	26	149	27	17	26	17	19	36	15	30	32	565
4:00 PM	5:00 PM	190	21	140	28	12	24	18	25	55	19	20	40	592
5:00 PM	6:00 PM	211	18	64	13	6	18	17	16	68	16	33	34	514
6:00 PM	7:00 PM	194	16	170	18	11	22	26	21	50	21	26	19	594
7:00 PM	8:00 PM	199	27	128	6	5	31	25	26	50	11	27	10	485
8:00 PM	9:00 PM	109	21	104	8	7	21	31	44	57	9	31	8	450
9:00 PM	10:00 PM	90	16	89	9	8	19	31	41	65	11	29	7	415
10:00 PM	11:00 PM	61	9	66	8	7	17	26	47	56	13	28	7	345
11:00 PM	12:00 AM	49	4	49	7	4	21	33	63	67	15	30	4	346
Total		2,701	285	2,226	386	204	517	653	1,015	1,924	560	703	470	10,844

Location	N-5 @ Rohri	Date	Wednesday, April 19, 2017
Direction	NB (Towards Bahawalpur)	Time Duration	168 hours
From	Sukkur	Type of Count	Classified Counts
To	Bahawalpur	Description	7-Days Counts @ N-5, Rohri

Time		Vehicle Classification											Total				
		Motor Cycle	Rickshaw	Car / Jeep / Pickup/4WD	Hiace/Mini Bus / Coaster	Large Buses	Pickup Trucks	2-Axle Truck	3-Axle Truck	4-Axle Truck	5-Axle Truck	6-Axle Truck		Tractor			
From	To																
12:00 AM	1:00 AM	22	3	24	9	6	21	67	75	68	21	31	2	349			
1:00 AM	2:00 AM	16	2	15	9	4	12	52	79	64	20	31	2	306			
2:00 AM	3:00 AM	15	1	12	6	3	11	54	73	54	21	25	3	278			
3:00 AM	4:00 AM	10	2	13	5	3	14	47	79	65	25	36	3	302			
4:00 AM	5:00 AM	11	4	12	6	4	18	51	68	60	16	34	4	288			
5:00 AM	6:00 AM	20	6	16	3	8	22	67	72	70	25	35	5	349			
6:00 AM	7:00 AM	78	14	43	9	14	25	51	83	64	28	46	14	469			
7:00 AM	8:00 AM	157	24	71	13	16	29	42	79	75	22	43	17	588			
8:00 AM	9:00 AM	187	23	72	20	11	27	31	82	85	24	48	22	632			
9:00 AM	10:00 AM	201	29	137	27	6	24	31	65	77	19	54	20	690			
10:00 AM	11:00 AM	191	29	162	35	4	29	25	56	72	22	60	35	720			
11:00 AM	12:00 PM	171	23	161	17	7	28	33	42	79	16	44	24	645			
12:00 PM	1:00 PM	167	24	151	16	5	24	26	38	68	17	30	18	584			
1:00 PM	2:00 PM	139	26	177	11	5	27	21	32	41	19	31	22	551			
2:00 PM	3:00 PM	121	25	152	17	10	23	26	22	45	15	37	27	520			
3:00 PM	4:00 PM	130	23	170	26	6	26	20	29	33	10	30	32	535			
4:00 PM	5:00 PM	145	26	155	15	9	24	16	37	70	13	24	36	570			
5:00 PM	6:00 PM	166	21	153	29	10	31	20	29	77	11	33	46	626			
6:00 PM	7:00 PM	214	16	206	24	12	33	32	37	58	13	29	42	716			
7:00 PM	8:00 PM	187	15	166	11	7	27	29	33	61	10	34	12	592			
8:00 PM	9:00 PM	155	10	132	9	4	21	33	42	57	8	32	7	510			
9:00 PM	10:00 PM	95	7	112	7	4	22	38	55	68	11	27	9	455			
10:00 PM	11:00 PM	67	4	85	9	3	15	34	61	70	14	34	5	401			
11:00 PM	12:00 AM	42	3	59	6	4	17	46	67	65	13	30	3	355			
Total		2,707	360	2,456	399	165	550	892	1,335	1,546	413	858	410	12,031			

Location	N-5 @ Rohri	Date	Thursday, April 20, 2017
Direction	NB (Towards Bahawalpur)	Time Duration	168 hours
From	Sukkur	Type of Count	Classified Counts
To	Bahawalpur	Description	7-Days Counts @ N-5, Rohri

Time	Vehicle Classification													Total
	Motor Cycle	Rickshaw	Car / Jeep / Pickup/4WD	Hiace/Mini Bus / Coaster	Large Buses	Pickup Trucks	2-Axle Truck	3-Axle Truck	4-Axle Truck	5-Axle Truck	6-Axle Truck	Tractor		
From To														
12:00 AM	29	2	21	6	5	18	89	144	125	37	49	2	527	
1:00 AM	15	1	15	5	6	11	42	81	58	17	29	1	281	
2:00 AM	10	1	13	4	5	11	52	75	48	16	25	2	262	
3:00 AM	12	2	11	7	6	12	48	80	63	20	45	2	308	
4:00 AM	11	3	12	7	7	14	46	68	45	12	31	3	259	
5:00 AM	20	7	16	4	12	19	41	72	60	18	34	5	308	
6:00 AM	88	5	41	6	16	24	49	84	54	24	47	20	458	
7:00 AM	175	17	79	10	11	29	30	83	62	15	46	28	585	
8:00 AM	219	11	122	15	11	33	21	84	65	22	48	38	689	
9:00 AM	199	13	138	24	4	27	27	57	59	11	42	30	631	
10:00 AM	192	20	143	48	6	33	22	48	49	18	51	42	672	
11:00 AM	181	17	120	32	6	27	29	46	69	18	38	41	624	
12:00 PM	177	15	170	26	6	29	14	39	53	17	30	32	608	
1:00 PM	156	16	146	16	8	34	17	18	21	13	23	26	494	
2:00 PM	121	19	174	28	8	33	24	23	35	11	35	14	525	
3:00 PM	132	14	167	20	12	28	25	31	22	6	28	28	513	
4:00 PM	149	14	157	26	14	33	25	37	44	12	21	21	553	
5:00 PM	189	19	183	28	11	35	19	35	67	15	37	15	653	
6:00 PM	211	21	226	22	15	34	33	34	44	13	27	14	694	
7:00 PM	206	16	150	6	14	27	32	44	52	12	35	8	602	
8:00 PM	158	13	129	11	11	21	29	49	56	9	28	6	520	
9:00 PM	91	10	101	9	9	14	32	52	48	10	26	6	408	
10:00 PM	64	5	82	12	7	11	31	52	43	14	32	3	356	
11:00 PM	39	3	63	10	6	9	32	66	51	15	23	2	319	
Total	2,844	264	2,479	382	216	566	809	1,402	1,293	375	830	369	11,849	

Location	N-S @ Rohri	Date	Friday, April 21, 2017
Direction	NB (Towards Bahawalpur)	Time Duration	168 hours
From	Sukkur	Type of Count	Classified Counts
To	Bahawalpur	Description	7-Days Counts @ N-S, Rohri

Time		Vehicle Classification											Total	
From	To	Motor Cycle	Rickshaw	Car / Jeep / Pickup/4WD	Hiace/Mini Bus / Coaster	Large Buses	Pickup Trucks	2-Axle Truck	3-Axle Truck	4-Axle Truck	5-Axle Truck	6-Axle Truck	Tractor	Total
12:00 AM	1:00 AM	16	2	21	11	5	16	56	80	67	17	34	1	326
1:00 AM	2:00 AM	13	1	13	10	6	11	40	83	55	15	37	1	285
2:00 AM	3:00 AM	13	2	12	9	5	12	42	72	52	17	29	1	266
3:00 AM	4:00 AM	8	3	14	8	4	9	40	80	60	18	47	1	292
4:00 AM	5:00 AM	13	4	20	7	5	11	42	75	54	14	34	2	281
5:00 AM	6:00 AM	29	7	26	9	15	15	39	80	61	15	41	2	339
6:00 AM	7:00 AM	79	11	47	4	14	16	38	89	70	21	49	5	443
7:00 AM	8:00 AM	187	14	83	12	11	23	21	102	70	14	53	17	607
8:00 AM	9:00 AM	235	13	96	23	10	23	27	78	74	13	44	17	653
9:00 AM	10:00 AM	229	14	118	31	2	30	34	56	65	9	44	32	664
10:00 AM	11:00 AM	212	17	128	31	3	27	28	53	55	15	43	17	629
11:00 AM	12:00 PM	190	21	153	23	2	36	34	41	69	16	36	12	633
12:00 PM	1:00 PM	194	13	155	29	7	31	24	40	56	17	29	12	607
1:00 PM	2:00 PM	165	13	136	28	8	37	22	23	29	15	20	13	509
2:00 PM	3:00 PM	105	11	135	25	9	32	19	25	27	10	29	12	439
3:00 PM	4:00 PM	154	14	113	57	2	27	23	21	26	8	31	15	491
4:00 PM	5:00 PM	159	15	176	28	12	33	25	43	56	14	23	10	594
5:00 PM	6:00 PM	251	17	175	30	12	29	32	22	67	13	32	10	690
6:00 PM	7:00 PM	279	13	168	28	27	38	30	30	52	13	33	14	725
7:00 PM	8:00 PM	202	11	150	10	9	41	39	39	51	11	33	10	595
8:00 PM	9:00 PM	151	9	121	8	7	31	32	48	52	10	30	11	510
9:00 PM	10:00 PM	107	7	99	4	5	22	35	51	44	10	29	7	420
10:00 PM	11:00 PM	53	5	78	4	3	15	34	65	67	15	32	5	376
11:00 PM	12:00 AM	46	3	51	5	4	12	41	67	60	14	33	4	340
Total		3,090	229	2,288	434	187	577	797	1,363	1,339	334	845	231	11,714

Location	N-5 @ Rohri	Date	Saturday, April 22, 2017
Direction	NB (Towards Bahawalpur)	Time Duration	168 hours
From	Sukkur	Type of Count	Classified Counts
To	Bahawalpur	Description	7-Days Counts @ N-5, Rohri

Time	Vehicle Classification											Total	
	Motor Cycle	Rickshaw	Car / Jeep / Pickup/4WD	Hiace/Mini Bus / Coaster	Large Buses	Pickup Trucks	2-Axle Truck	3-Axle Truck	4-Axle Truck	5-Axle Truck	6-Axle Truck		Tractor
From To													
12:00 AM	23	2	41	4	6	11	62	75	69	20	35	2	350
1:00 AM	20	1	59	3	5	9	61	78	59	17	34	2	348
2:00 AM	6	2	34	3	6	12	60	72	56	16	27	4	298
3:00 AM	4	3	29	4	8	11	58	83	68	24	49	7	348
4:00 AM	12	5	31	6	11	13	56	79	54	16	35	9	327
5:00 AM	29	7	30	5	17	14	52	74	58	15	36	11	348
6:00 AM	98	9	54	7	10	14	57	88	61	27	49	21	495
7:00 AM	201	11	103	7	13	19	28	71	68	15	41	16	593
8:00 AM	208	17	110	20	7	22	36	80	75	19	54	23	671
9:00 AM	211	19	133	39	7	29	34	61	81	17	53	18	702
10:00 AM	232	22	131	33	11	27	29	48	66	19	55	13	686
11:00 AM	187	18	137	28	6	32	34	43	71	16	38	19	629
12:00 PM	200	22	142	29	11	29	23	36	64	21	29	21	627
1:00 PM	155	16	183	24	10	33	19	25	33	17	23	21	559
2:00 PM	161	19	212	28	12	30	23	27	50	10	38	23	633
3:00 PM	127	15	21	27	11	24	25	36	38	13	32	21	390
4:00 PM	145	17	202	27	9	29	33	42	60	17	25	20	626
5:00 PM	211	14	208	29	9	26	29	33	75	16	40	16	706
6:00 PM	201	13	168	38	14	40	31	40	55	15	29	26	670
7:00 PM	180	16	163	12	5	44	34	36	56	12	37	20	615
8:00 PM	107	8	128	11	2	31	39	41	57	10	31	14	479
9:00 PM	80	4	105	12	3	24	46	46	70	13	29	11	443
10:00 PM	53	2	94	9	3	18	36	49	57	13	37	5	376
11:00 PM	45	1	60	8	2	14	41	65	62	13	30	3	344
Total	2,896	263	2,578	413	198	555	946	1,328	1,463	391	886	346	12,263

Location	N-5 @ Rohri	Date	Sunday, April 16, 2017
Direction	SB (Towards Sukkur)	Time Duration	168 hours
From	Bahawalpur	Type of Count	Classified Counts
To	Sukkur	Description	7-Days Counts @ N-5, Rohri

Time	Vehicle Classification											Total			
	From	To	Motor Cycle	Rickshaw	Car / Jeep / Pickup/4WD	Mitsubishi Bus / Coaster	Large Buses	Pickup Trucks	2-Axle Truck	3-Axle Truck	4-Axle Truck		5-Axle Truck	6-Axle Truck	Tractor
12:00 AM			7	2	33	33	10	19	26	21	17	16	26	3	213
1:00 AM			3	1	28	29	11	16	25	20	16	11	19	4	183
2:00 AM			9	1	18	21	6	10	21	21	13	8	12	1	141
3:00 AM			5	1	19	22	9	10	22	13	15	7	11	2	136
4:00 AM			17	1	21	33	10	12	27	11	24	9	16	1	182
5:00 AM			39	2	20	6	11	12	32	17	46	17	31	4	237
6:00 AM			90	4	31	8	7	38	44	21	62	21	50	4	380
7:00 AM			216	11	60	21	14	35	31	20	71	22	35	10	546
8:00 AM			219	12	121	32	8	29	24	11	55	19	40	11	581
9:00 AM			229	13	145	27	7	33	22	21	51	20	35	13	616
10:00 AM			198	15	148	23	11	37	29	19	58	20	26	12	596
11:00 AM			155	26	139	31	8	27	30	32	39	21	43	18	569
12:00 PM			147	13	166	22	11	21	31	18	56	14	21	11	531
1:00 PM			163	16	145	20	14	27	40	23	71	19	21	16	575
2:00 PM			155	13	134	19	7	41	42	25	77	12	23	21	569
3:00 PM			145	12	156	24	6	44	43	18	71	13	21	22	575
4:00 PM			194	13	243	20	8	29	63	47	88	23	65	15	808
5:00 PM			226	16	192	18	7	39	67	54	77	25	46	21	788
6:00 PM			353	15	169	10	7	31	57	35	60	18	50	24	829
7:00 PM			241	11	171	12	6	34	94	40	68	16	37	14	744
8:00 PM			99	7	102	10	6	31	44	17	52	9	13	10	400
9:00 PM			59	3	82	9	5	26	37	11	41	7	14	8	302
10:00 PM			33	2	71	8	7	22	30	16	33	7	11	5	245
11:00 PM			26	2	52	11	5	16	25	11	21	6	10	2	187
Total			3,028	212	2,466	469	201	639	906	542	1,182	360	676	252	10,933

Location	N-5 @ Rohri	Date	Monday, April 17, 2017
Direction	SB (Towards Sukkur)	Time Duration	168 hours
From	Bahawalpur	Type of Count	Classified Counts
To	Sukkur	Description	7-Days Counts @ N-5, Rohri

Time	Vehicle Classification													Total
	Motor Cycle	Rickshaw	Car / Jeep / Pickup/4WD	Hiace/Mini Bus / Coaster	Large Buses	Pickup Trucks	2-Axle Truck	3-Axle Truck	4-Axle Truck	5-Axle Truck	6-Axle Truck	Tractor		
From	To													
12:00 AM	1:00 AM	14	3	51	40	13	21	29	27	21	19	31	4	273
1:00 AM	2:00 AM	6	2	46	37	14	17	27	23	19	14	23	3	231
2:00 AM	3:00 AM	9	1	26	28	9	12	24	24	18	9	15	2	177
3:00 AM	4:00 AM	6	1	25	29	8	12	27	16	20	9	14	1	168
4:00 AM	5:00 AM	18	2	29	43	11	15	31	13	30	11	21	2	226
5:00 AM	6:00 AM	35	3	26	5	13	15	39	20	46	20	37	5	264
6:00 AM	7:00 AM	56	4	49	8	6	47	53	27	75	26	57	7	415
7:00 AM	8:00 AM	143	13	84	18	17	41	35	26	86	26	40	13	542
8:00 AM	9:00 AM	182	12	141	43	7	36	27	15	69	24	44	13	613
9:00 AM	10:00 AM	173	15	180	33	9	41	21	27	69	27	41	16	652
10:00 AM	11:00 AM	171	17	175	33	15	42	36	27	70	27	31	17	661
11:00 AM	12:00 PM	188	28	154	37	10	32	36	42	46	29	51	23	676
12:00 PM	1:00 PM	180	15	179	26	9	29	45	27	70	18	30	14	642
1:00 PM	2:00 PM	182	17	162	22	17	31	47	29	74	20	22	18	641
2:00 PM	3:00 PM	172	16	153	18	5	48	46	29	82	11	20	23	623
3:00 PM	4:00 PM	123	15	175	30	5	51	45	20	78	12	24	21	599
4:00 PM	5:00 PM	175	19	154	18	5	53	57	19	75	16	26	22	639
5:00 PM	6:00 PM	195	15	141	15	3	47	51	20	75	12	37	13	624
6:00 PM	7:00 PM	242	14	141	16	5	45	61	33	65	15	33	16	686
7:00 PM	8:00 PM	243	7	122	14	17	41	70	19	84	10	20	14	661
8:00 PM	9:00 PM	121	4	114	14	15	38	55	21	69	11	16	12	490
9:00 PM	10:00 PM	79	2	98	13	13	34	46	13	52	8	18	11	387
10:00 PM	11:00 PM	42	2	85	11	16	29	37	21	40	9	14	7	313
11:00 PM	12:00 AM	30	1	65	14	13	23	31	15	29	8	12	4	245
Total		2,785	228	2,575	565	255	800	976	553	1,362	391	677	281	11,448

Location	N-5 @ Rohri	Date	Tuesday, April 18, 2017
Direction	SB (Towards Sukkur)	Time Duration	168 hours
From	Bahawalpur	Type of Count	Classified Counts
To	Sukkur	Description	7-Days Counts @ N-5, Rohri

Time	Vehicle Classification													Total	
	From	To	Motor Cycle	Rickshaw	Car / Jeep / Pickup/4WD	Hiace/Mini Bus / Coaster	Large Buses	Pickup Trucks	2-Axle Truck	3-Axle Truck	4-Axle Truck	5-Axle Truck	6-Axle Truck		Tractor
12:00 AM		1:00 AM	27	3	50	15	14	31	26	20	30	4	24	3	247
1:00 AM		2:00 AM	11	1	33	8	12	19	29	21	21	3	20	1	179
2:00 AM		3:00 AM	16	2	22	5	8	11	14	15	18	2	19	2	134
3:00 AM		4:00 AM	15	3	24	5	9	12	25	5	14	2	12	2	128
4:00 AM		5:00 AM	24	2	24	6	10	15	21	8	22	3	13	3	151
5:00 AM		6:00 AM	51	3	26	6	13	20	24	14	47	5	19	6	234
6:00 AM		7:00 AM	64	4	47	7	9	34	32	32	62	19	40	9	359
7:00 AM		8:00 AM	147	13	75	18	9	27	23	20	66	18	40	17	473
8:00 AM		9:00 AM	224	10	129	32	11	31	21	18	63	18	32	26	615
9:00 AM		10:00 AM	184	17	150	37	14	29	28	25	43	12	45	33	617
10:00 AM		11:00 AM	187	15	159	40	7	44	38	21	49	12	41	38	651
11:00 AM		12:00 PM	195	14	175	40	24	49	27	26	53	9	27	46	685
12:00 PM		1:00 PM	194	15	168	44	19	59	47	31	96	19	34	36	762
1:00 PM		2:00 PM	224	26	148	40	6	52	55	37	55	18	26	26	713
2:00 PM		3:00 PM	160	20	168	34	4	39	44	30	71	14	23	32	639
3:00 PM		4:00 PM	162	10	154	23	6	50	43	10	74	7	26	34	599
4:00 PM		5:00 PM	167	15	161	26	5	39	43	13	79	12	24	39	623
5:00 PM		6:00 PM	211	16	188	24	7	52	56	13	101	13	28	37	746
6:00 PM		7:00 PM	265	15	201	27	8	59	45	4	94	13	40	48	819
7:00 PM		8:00 PM	349	10	135	18	8	47	80	6	66	12	26	24	781
8:00 PM		9:00 PM	211	8	122	13	7	39	44	12	44	7	21	19	547
9:00 PM		10:00 PM	115	6	113	15	9	31	39	11	30	5	24	14	412
10:00 PM		11:00 PM	70	4	90	16	6	25	32	9	33	6	18	9	318
11:00 PM		12:00 AM	31	4	69	11	11	21	29	17	29	4	18	5	249
Total			3,304	236	2,651	510	236	835	865	418	1,260	237	640	509	11,681

Location	N-5 @ Rohri	Date	Wednesday, April 19, 2017
Direction	SB (Towards Sukkur)	Time Duration	168 hours
From	Bahawalpur	Type of Count	Classified Counts
To	Sukkur	Description	7-Days Counts @ N-5, Rohri

Time	Vehicle Classification											Total		
	Motor Cycle	Rickshaw	Car / Jeep / Pickup/4WD	Hiace/Mini Bus / Coaster	Large Buses	Pickup Trucks	2-Axle Truck	3-Axle Truck	4-Axle Truck	5-Axle Truck	6-Axle Truck		Tractor	
From	To													
12:00 AM	1:00 AM	21	4	48	16	7	24	22	20	29	7	21	7	226
1:00 AM	2:00 AM	12	2	41	10	4	18	28	15	31	3	18	2	184
2:00 AM	3:00 AM	9	2	38	9	4	18	30	10	28	5	14	2	169
3:00 AM	4:00 AM	11	3	32	10	5	21	38	11	35	3	14	5	188
4:00 AM	5:00 AM	28	4	30	8	4	26	26	12	28	4	22	8	200
5:00 AM	6:00 AM	46	4	33	10	5	38	27	7	58	8	30	11	277
6:00 AM	7:00 AM	55	9	58	7	5	46	38	14	65	28	62	9	396
7:00 AM	8:00 AM	138	11	70	16	17	55	15	21	91	31	36	8	509
8:00 AM	9:00 AM	204	12	120	36	7	41	32	31	82	22	55	11	653
9:00 AM	10:00 AM	192	11	112	36	12	48	34	33	76	20	39	20	633
10:00 AM	11:00 AM	178	9	148	37	11	48	29	39	92	22	43	22	678
11:00 AM	12:00 PM	227	19	172	39	9	33	46	37	85	19	46	23	755
12:00 PM	1:00 PM	179	17	155	40	7	31	37	29	99	19	31	24	668
1:00 PM	2:00 PM	177	17	132	33	9	36	72	60	92	18	36	24	706
2:00 PM	3:00 PM	153	14	160	34	11	36	45	32	85	18	32	29	649
3:00 PM	4:00 PM	137	9	134	24	2	46	49	22	80	12	40	34	589
4:00 PM	5:00 PM	153	11	176	25	3	42	64	21	70	14	40	47	666
5:00 PM	6:00 PM	256	10	174	40	5	35	75	30	85	14	39	38	801
6:00 PM	7:00 PM	261	15	185	42	7	29	77	47	99	31	61	39	893
7:00 PM	8:00 PM	265	12	152	32	9	26	83	40	64	12	31	32	758
8:00 PM	9:00 PM	121	9	129	24	10	21	55	32	50	9	22	24	506
9:00 PM	10:00 PM	82	8	114	20	9	18	47	21	34	7	19	18	397
10:00 PM	11:00 PM	32	5	80	18	8	19	36	24	31	6	17	13	289
11:00 PM	12:00 AM	19	4	62	14	9	16	28	11	22	4	11	9	209
Total		2,956	221	2,555	580	179	771	1,033	619	1,511	336	779	459	11,999

Location	N-5 @ Rohri	Date	Thursday, April 20, 2017
Direction	S8 (Towards Sukkur)	Time Duration	158 hours
From	Bahawalpur	Type of Count	Classified Counts
To	Sukkur	Description	7-Days Counts @ N-5, Rohri

Time		Vehicle Classification											Total	
From	To	Motor Cycle	Rickshaw	Car / Jeep / Pickup/4WD	Hiacs/Mini Bus / Coaster	Large Buses	Pickup Trucks	2-Axle Truck	3-Axle Truck	4-Axle Truck	5-Axle Truck/6-Axle Truck	Tractor	Total	
12:00 AM	1:00 AM	16	3	44	17	11	21	30	20	55	8	26	4	255
1:00 AM	2:00 AM	15	1	31	15	12	15	34	11	43	7	21	3	208
2:00 AM	3:00 AM	9	1	25	5	11	12	23	7	28	3	15	2	141
3:00 AM	4:00 AM	12	2	23	6	9	13	36	9	37	4	19	2	172
4:00 AM	5:00 AM	18	3	27	6	9	11	25	6	54	4	24	4	191
5:00 AM	6:00 AM	30	4	34	8	13	23	47	5	75	7	39	7	292
6:00 AM	7:00 AM	76	3	49	8	9	33	50	30	76	12	44	10	400
7:00 AM	8:00 AM	143	9	73	41	12	30	51	33	85	10	49	16	552
8:00 AM	9:00 AM	196	13	110	47	8	33	42	20	110	16	66	20	681
9:00 AM	10:00 AM	261	12	155	68	9	36	52	24	82	11	49	27	786
10:00 AM	11:00 AM	220	15	160	72	13	36	43	22	111	14	66	24	796
11:00 AM	12:00 PM	231	12	161	78	11	28	45	23	98	9	60	35	791
12:00 PM	1:00 PM	213	16	152	67	11	36	76	19	75	12	49	42	768
1:00 PM	2:00 PM	168	17	149	54	9	39	45	24	76	16	50	32	679
2:00 PM	3:00 PM	133	17	146	149	11	29	72	12	94	13	39	21	736
3:00 PM	4:00 PM	164	15	164	52	11	32	57	24	93	9	27	28	676
4:00 PM	5:00 PM	193	16	214	50	9	34	74	30	80	8	29	28	765
5:00 PM	6:00 PM	218	14	213	36	13	29	87	14	124	11	29	29	817
6:00 PM	7:00 PM	317	12	184	33	6	36	78	36	116	12	27	19	876
7:00 PM	8:00 PM	261	11	163	32	5	34	70	7	61	11	29	24	708
8:00 PM	9:00 PM	141	9	135	30	7	24	59	9	41	8	21	17	501
9:00 PM	10:00 PM	94	11	110	27	7	29	40	12	36	8	22	12	408
10:00 PM	11:00 PM	62	8	84	25	6	22	32	11	25	7	19	7	308
11:00 PM	12:00 AM	33	4	65	21	10	19	25	15	16	6	15	4	233
Total		3,224	228	2,671	947	232	654	1,193	423	1,691	226	834	417	12,740

Location	N-5 @ Rohri	Date	Saturday, April 22, 2017
Direction	SB (Towards Sukkur)	Time Duration	168 hours
From	Bahawalpur	Type of Count	Classified Counts
To	Sukkur	Description	7-Days Counts @ N-5, Rohri

Time	Vehicle Classification											Total	
	Motor Cycle	Rickshaw	Car / Jeep / Pickup / 4WD	Hiace / Mini Bus / Coaster	Large Buses	Pickup Trucks	2-Axle Truck	3-Axle Truck	4-Axle Truck	5-Axle Truck	6-Axle Truck		Tractor
From													Total
12:00 AM	20	3	49	19	12	16	16	12	33	3	14	2	199
1:00 AM	14	1	41	11	11	10	16	6	25	1	11	1	148
2:00 AM	12	2	32	10	9	11	23	5	19	1	12	1	137
3:00 AM	13	1	27	11	8	13	24	6	17	2	13	3	138
4:00 AM	21	2	30	12	9	10	16	5	24	1	11	6	147
5:00 AM	49	4	38	18	13	15	23	10	32	6	13	8	229
6:00 AM	63	3	34	6	8	21	34	17	79	9	18	9	301
7:00 AM	143	7	71	26	11	32	34	19	85	19	41	15	503
8:00 AM	207	15	104	48	34	39	36	23	75	14	39	10	644
9:00 AM	239	11	163	73	39	39	45	35	104	11	46	17	822
10:00 AM	233	9	152	83	12	31	44	43	89	21	53	23	793
11:00 AM	234	15	179	106	13	26	38	21	61	7	29	24	753
12:00 PM	252	37	162	102	14	26	46	29	79	11	40	25	823
1:00 PM	210	22	161	68	9	34	55	23	96	10	36	24	748
2:00 PM	175	18	149	62	7	18	55	13	67	6	28	28	626
3:00 PM	189	19	204	94	18	29	77	18	117	5	31	22	823
4:00 PM	205	18	155	64	3	27	77	27	75	12	49	24	736
5:00 PM	292	24	193	48	26	31	83	26	99	14	36	37	909
6:00 PM	280	19	182	38	13	29	80	43	105	7	35	29	860
7:00 PM	254	15	163	46	14	32	83	37	73	8	39	35	799
8:00 PM	165	12	141	36	6	20	49	12	48	8	21	12	530
9:00 PM	90	11	120	26	7	21	34	10	41	7	21	7	395
10:00 PM	68	4	93	22	6	18	22	11	20	2	20	3	289
11:00 PM	31	3	68	18	9	17	17	10	10	3	14	2	202
Total	3,459	275	2,711	1,047	311	565	1,027	461	1,473	188	670	367	12,554

Location	N-5 @ Pipri	Date	Monday, April 17, 2017
Direction	NB (Towards Thatha)	Time Duration	168 hours
From	Karachi	Type of Count	Classified Counts
To	Thatha	Description	7-Days Counts @ N-5, Pipri, Karachi

Time		Vehicle Classification													Total
From	To	Motor Cycle	Rickshaw	Car / Jeep / Pickup/4WD	Hiace/Mini Bus / Coaster	Large Buses	Pickup Trucks	2-Axle Truck	3-Axle Truck	4-Axle Truck	5-Axle Truck	6-Axle Truck	Tractor	Total	
12:00 AM	1:00 AM	30	0	40	9	10	7	12	14	25	6	17	0	170	
1:00 AM	2:00 AM	14	0	28	3	5	3	11	19	18	4	15	0	120	
2:00 AM	3:00 AM	10	0	21	4	7	5	9	14	27	5	14	0	116	
3:00 AM	4:00 AM	14	1	20	4	5	3	11	21	24	4	12	0	119	
4:00 AM	5:00 AM	26	1	25	8	4	4	12	18	19	3	9	0	129	
5:00 AM	6:00 AM	62	2	55	15	9	4	13	15	25	5	9	0	214	
6:00 AM	7:00 AM	50	2	86	20	10	12	14	13	21	11	21	0	260	
7:00 AM	8:00 AM	170	20	160	88	11	13	11	8	25	12	17	0	535	
8:00 AM	9:00 AM	222	15	200	71	14	12	10	7	37	9	14	0	611	
9:00 AM	10:00 AM	191	14	215	40	12	14	10	7	28	5	8	0	544	
10:00 AM	11:00 AM	228	36	205	34	13	29	16	8	24	4	10	0	607	
11:00 AM	12:00 PM	209	25	247	29	17	27	23	6	51	10	14	0	658	
12:00 PM	1:00 PM	191	24	246	30	17	15	26	5	55	6	10	0	625	
1:00 PM	2:00 PM	171	21	274	25	16	21	30	4	36	9	14	0	621	
2:00 PM	3:00 PM	154	19	249	37	15	11	24	3	51	3	14	0	580	
3:00 PM	4:00 PM	202	14	256	30	13	9	26	5	46	5	11	0	617	
4:00 PM	5:00 PM	244	20	251	26	17	13	32	4	54	4	16	0	681	
5:00 PM	6:00 PM	196	10	300	33	17	11	32	25	38	7	15	1	685	
6:00 PM	7:00 PM	204	9	269	26	13	13	16	24	65	4	24	1	668	
7:00 PM	8:00 PM	269	23	216	40	21	10	21	19	98	3	16	0	736	
8:00 PM	9:00 PM	223	14	152	22	14	7	14	21	52	5	11	0	535	
9:00 PM	10:00 PM	187	9	115	15	15	7	15	22	38	3	13	0	439	
10:00 PM	11:00 PM	124	5	82	11	9	5	12	18	26	5	11	0	308	
11:00 PM	12:00 AM	90	3	53	7	7	3	11	14	21	4	9	0	222	
Total		3,481	287	3,765	627	291	258	411	314	904	136	324	2	10,800	

Location	N-5 @ Pipri	Date	Tuesday, April 18, 2017
Direction	NB (Towards Thatha)	Time Duration	168 hours
From	Karachi	Type of Count	Classified Counts
To	Thatha	Description	7-Days Counts @ N-5, Pipri, Karachi

Time		Vehicle Classification											Total				
		Motor Cycle	Rickshaw	Car / Jeep / Pickup/4WD	Hiace/Mini Bus / Coaster	Large Buses	Pickup Trucks	2-Axle Truck	3-Axle Truck	4-Axle Truck	5-Axle Truck	6-Axle Truck		Tractor			
From	To																
12:00 AM	1:00 AM	29	0	27	8	9	6	22	25	41	3	11	0	181			
1:00 AM	2:00 AM	12	0	14	3	6	4	15	17	27	1	12	0	111			
2:00 AM	3:00 AM	14	0	12	5	4	3	11	19	33	3	10	0	114			
3:00 AM	4:00 AM	21	1	20	4	6	2	13	18	28	3	12	0	128			
4:00 AM	5:00 AM	33	2	32	9	7	4	14	12	37	3	10	0	163			
5:00 AM	6:00 AM	81	3	64	19	11	2	25	11	43	2	9	0	270			
6:00 AM	7:00 AM	46	4	99	26	12	19	17	19	42	8	30	0	322			
7:00 AM	8:00 AM	199	24	180	97	17	13	12	12	48	9	25	0	636			
8:00 AM	9:00 AM	248	21	221	79	16	11	8	8	56	6	21	0	695			
9:00 AM	10:00 AM	209	21	245	46	13	12	10	9	55	3	12	0	635			
10:00 AM	11:00 AM	239	20	267	48	9	18	15	3	70	11	18	0	718			
11:00 AM	12:00 PM	241	20	261	36	14	12	18	3	65	3	13	0	686			
12:00 PM	1:00 PM	196	16	217	25	11	17	21	3	52	7	18	0	583			
1:00 PM	2:00 PM	206	12	240	28	13	12	13	11	53	7	13	1	609			
2:00 PM	3:00 PM	204	8	220	48	17	14	23	8	69	13	25	0	649			
3:00 PM	4:00 PM	269	12	249	47	7	9	18	9	96	8	18	0	742			
4:00 PM	5:00 PM	252	13	220	30	21	19	18	13	127	12	29	0	754			
5:00 PM	6:00 PM	192	12	233	30	17	19	35	15	78	10	28	0	669			
6:00 PM	7:00 PM	275	17	258	24	21	19	22	12	97	7	27	0	779			
7:00 PM	8:00 PM	288	10	183	30	17	11	32	18	101	9	27	0	726			
8:00 PM	9:00 PM	235	5	125	22	12	7	33	19	81	5	24	0	568			
9:00 PM	10:00 PM	191	3	94	20	8	6	35	22	86	5	29	0	499			
10:00 PM	11:00 PM	120	2	72	12	8	4	19	15	72	6	26	0	356			
11:00 PM	12:00 AM	77	1	40	7	6	3	17	14	54	3	24	0	246			
Total		3,877	227	3,593	703	282	246	466	315	1,511	147	471	1	11,839			

Location	N-5 @ Pipri	Date	Wednesday, April 19, 2017
Direction	NB (Towards Thatha)	Time Duration	168 hours
From	Karachi	Type of Count	Classified Counts
To	Thatha	Description	7-Days Counts @ N-5, Pipri, Karachi

Time	Vehicle Classification													Total			
	Motor Cycle	Rickshaw	Car / Jeep / Pickup/4WD	Hiace / Mini Bus / Coaster	Large Buses	Pickup Trucks	2-Axle Truck	3-Axle Truck	4-Axle Truck	5-Axle Truck	6-Axle Truck	Tractor					
From	To																
12:00 AM	1:00 AM	91	1	27	6	7	5	10	19	38	4	26	0	234			
1:00 AM	2:00 AM	52	0	11	3	4	3	12	15	37	2	23	0	162			
2:00 AM	3:00 AM	29	0	14	5	3	4	11	13	50	3	20	0	152			
3:00 AM	4:00 AM	25	0	15	8	7	3	13	14	54	3	27	0	169			
4:00 AM	5:00 AM	51	1	30	8	4	6	16	13	61	3	25	0	218			
5:00 AM	6:00 AM	162	1	49	12	7	13	17	11	118	4	22	0	416			
6:00 AM	7:00 AM	98	3	80	24	9	10	11	9	56	10	25	0	335			
7:00 AM	8:00 AM	233	15	168	95	26	20	12	14	62	9	24	0	678			
8:00 AM	9:00 AM	332	11	22	66	22	17	13	15	56	9	30	0	593			
9:00 AM	10:00 AM	293	11	240	42	13	18	20	17	75	13	32	0	774			
10:00 AM	11:00 AM	265	20	246	46	17	13	18	9	48	5	16	0	703			
11:00 AM	12:00 PM	274	19	210	40	9	17	20	8	99	9	31	0	736			
12:00 PM	1:00 PM	249	19	202	38	13	14	23	6	78	12	29	0	683			
1:00 PM	2:00 PM	299	14	193	26	12	19	29	7	94	9	35	0	737			
2:00 PM	3:00 PM	298	13	189	35	16	18	31	6	96	13	32	0	747			
3:00 PM	4:00 PM	264	18	184	32	18	28	21	7	60	16	32	0	680			
4:00 PM	5:00 PM	224	11	195	45	14	19	36	14	60	6	26	1	651			
5:00 PM	6:00 PM	301	19	218	58	15	16	17	27	97	11	29	0	808			
6:00 PM	7:00 PM	383	14	213	43	33	18	23	23	99	12	38	1	900			
7:00 PM	8:00 PM	336	8	209	52	21	19	22	16	103	11	18	0	815			
8:00 PM	9:00 PM	247	6	170	32	16	13	21	19	85	4	16	0	629			
9:00 PM	10:00 PM	160	4	128	21	15	11	16	14	72	7	14	0	462			
10:00 PM	11:00 PM	112	2	90	13	12	8	21	18	51	4	23	0	354			
11:00 PM	12:00 AM	82	0	57	11	8	5	12	14	44	4	19	0	256			
Total		4,860	210	3,160	761	321	317	445	328	1,693	183	612	2	12,892			

Location	N-5 @ Pipri	Date	Thursday, April 20, 2017
Direction	NB (Towards Thatha)	Time Duration	168 hours
From	Karachi	Type of Count	Classified Counts
To	Thatha	Description	7-Days Counts @ N-5, Pipri, Karachi

Time	Vehicle Classification													Total	
	From	To	Motor Cycle	Rickshaw	Car / Jeep / Pickup/4WD	Hiace/Mini Bus / Coaster	Large Buses	Pickup Trucks	2-Axle Truck	3-Axle Truck	4-Axle Truck	5-Axle Truck	6-Axle Truck		Tractor
12:00 AM	1:00 AM		29	0	20	7	9	7	17	16	38	5	30	0	178
1:00 AM	2:00 AM		10	0	12	5	4	5	13	9	32	4	25	0	119
2:00 AM	3:00 AM		9	0	15	4	5	3	15	11	34	2	23	0	121
3:00 AM	4:00 AM		11	0	20	8	8	3	10	13	30	4	14	0	121
4:00 AM	5:00 AM		15	1	28	8	7	4	12	8	24	4	13	0	124
5:00 AM	6:00 AM		23	1	35	12	9	6	12	7	30	3	11	0	149
6:00 AM	7:00 AM		95	4	55	26	14	15	21	7	53	8	19	0	317
7:00 AM	8:00 AM		148	10	157	93	15	19	17	8	105	10	29	0	611
8:00 AM	9:00 AM		233	6	250	84	18	18	21	9	49	7	20	1	716
9:00 AM	10:00 AM		245	13	238	50	12	16	21	9	50	7	21	0	682
10:00 AM	11:00 AM		210	8	249	62	13	16	26	8	49	11	28	0	680
11:00 AM	12:00 PM		185	19	283	67	18	18	20	10	55	6	24	0	705
12:00 PM	1:00 PM		228	9	211	62	22	14	26	16	66	9	32	0	695
1:00 PM	2:00 PM		199	17	221	55	19	16	23	9	78	12	35	0	684
2:00 PM	3:00 PM		171	14	200	67	17	24	37	7	87	13	44	0	681
3:00 PM	4:00 PM		170	25	229	65	9	18	29	9	75	8	25	0	662
4:00 PM	5:00 PM		150	10	210	55	13	17	33	17	64	8	21	0	598
5:00 PM	6:00 PM		248	9	226	43	13	24	44	19	115	9	20	0	770
6:00 PM	7:00 PM		189	8	207	40	8	19	29	29	80	8	19	0	636
7:00 PM	8:00 PM		175	6	160	33	15	14	17	15	78	4	17	0	534
8:00 PM	9:00 PM		140	3	119	26	11	11	12	19	70	3	18	0	432
9:00 PM	10:00 PM		113	2	85	19	12	9	21	26	62	5	13	0	367
10:00 PM	11:00 PM		81	1	69	11	7	5	14	14	50	3	15	0	270
11:00 PM	12:00 AM		44	0	40	7	6	4	16	11	35	5	15	0	183
Total			3,421	166	3,339	909	284	305	506	306	1,409	158	531	1	11,035

Location	N-5 @ Pipri	Date	Friday, April 21, 2017
Direction	NB (Towards Thatha)	Time Duration	168 hours
From	Karachi	Type of Count	Classified Counts
To	Thatha	Description	7-Days Counts @ N-5, Pipri, Karachi

Time		Vehicle Classification											Total				
		Motor Cycle	Rickshaw	Car / Jeep / Pickup/4WD	Hiace / Mini Bus / Coaster	Large Buses	Pickup Trucks	2-Axle Truck	3-Axle Truck	4-Axle Truck	5-Axle Truck	6-Axle Truck		Tractor			
From	To																
12:00 AM	1:00 AM	31	0	26	9	9	6	16	17	53	4	30	0	201			
1:00 AM	2:00 AM	14	0	15	7	7	4	9	17	54	5	32	0	164			
2:00 AM	3:00 AM	13	0	14	6	6	3	14	19	49	4	24	0	152			
3:00 AM	4:00 AM	20	1	21	9	11	6	11	14	52	5	31	0	181			
4:00 AM	5:00 AM	34	1	32	13	8	11	12	16	47	6	28	0	208			
5:00 AM	6:00 AM	75	1	46	22	13	22	21	14	45	11	22	0	292			
6:00 AM	7:00 AM	49	5	56	21	12	24	22	18	52	14	21	0	294			
7:00 AM	8:00 AM	170	23	178	99	22	21	13	12	48	9	17	0	612			
8:00 AM	9:00 AM	277	17	201	80	17	19	12	7	43	9	15	0	697			
9:00 AM	10:00 AM	318	27	210	50	11	14	29	11	52	8	27	0	757			
10:00 AM	11:00 AM	193	33	222	44	17	21	13	9	30	11	16	0	609			
11:00 AM	12:00 PM	201	21	215	34	12	16	26	6	45	7	15	1	599			
12:00 PM	1:00 PM	209	20	204	35	7	12	30	8	45	13	17	0	600			
1:00 PM	2:00 PM	201	13	180	22	9	17	28	9	48	7	18	0	552			
2:00 PM	3:00 PM	145	13	186	36	9	19	24	4	42	8	19	0	505			
3:00 PM	4:00 PM	222	14	196	37	11	17	26	5	51	11	27	0	617			
4:00 PM	5:00 PM	230	8	267	46	8	17	31	11	71	7	26	0	722			
5:00 PM	6:00 PM	239	13	248	46	7	21	32	26	88	6	22	0	748			
6:00 PM	7:00 PM	186	25	226	44	11	19	35	41	101	8	20	0	716			
7:00 PM	8:00 PM	284	9	168	26	14	21	32	28	112	7	24	0	725			
8:00 PM	9:00 PM	222	6	140	14	8	14	27	34	98	6	35	0	604			
9:00 PM	10:00 PM	159	3	114	10	10	11	21	30	75	5	34	0	472			
10:00 PM	11:00 PM	94	1	89	6	7	7	26	20	62	3	28	0	343			
11:00 PM	12:00 AM	47	0	63	5	5	6	24	15	49	6	20	0	240			
Total		3,633	254	3,317	721	251	348	534	391	1,412	180	568	1	11,610			

Location	N-5 @ Pipri	Date	Sunday, April 23, 2017
Direction	NB (Towards Thatha)	Time Duration	168 hours
From	Karachi	Type of Count	Classified Counts
To	Thatha	Description	7-Days Counts @ N-5, Pipri, Karachi

Time	Vehicle Classification											Total	
	Motor Cycle	Rickshaw	Car / Jeep / Pickup/4WD	Hatch/Mini Bus / Coaster	Large Buses	Pickup Trucks	2-Axle Truck	3-Axle Truck	4-Axle Truck	5-Axle Truck	6-Axle Truck		Tractor
12:00 AM	45	0	29	8	9	6	15	19	36	5	21	0	191
1:00 AM	22	0	16	4	5	4	13	15	29	3	19	0	128
2:00 AM	16	0	16	5	5	4	12	14	36	3	17	0	126
3:00 AM	18	1	19	6	7	3	12	17	34	4	16	0	134
4:00 AM	31	1	29	8	6	5	14	13	35	3	14	0	159
5:00 AM	82	2	51	15	9	6	17	11	54	4	13	0	262
6:00 AM	72	3	80	24	11	14	16	12	43	9	24	0	309
7:00 AM	188	17	166	93	17	16	13	11	60	10	24	0	615
8:00 AM	259	13	173	75	18	15	13	10	50	8	21	0	654
9:00 AM	235	15	235	45	13	15	15	11	52	7	18	0	659
10:00 AM	236	21	242	48	13	19	19	7	48	8	18	0	677
11:00 AM	227	21	250	43	15	19	20	7	68	7	21	0	696
12:00 PM	216	17	219	39	16	15	24	8	63	9	22	0	647
1:00 PM	219	16	232	34	15	17	24	8	65	9	24	0	663
2:00 PM	207	14	215	47	16	17	29	6	76	11	29	0	664
3:00 PM	226	17	230	44	12	16	24	8	69	9	22	0	675
4:00 PM	218	14	219	39	16	17	30	12	76	8	23	0	671
5:00 PM	234	13	244	41	16	18	32	22	82	9	23	0	733
6:00 PM	263	12	237	33	19	17	23	22	85	8	27	1	746
7:00 PM	267	12	192	39	19	14	23	17	95	7	20	0	703
8:00 PM	211	7	142	26	13	10	20	20	72	4	17	0	541
9:00 PM	163	5	106	19	13	8	22	21	65	5	17	0	442
10:00 PM	109	3	78	12	9	6	17	16	50	5	19	0	322
11:00 PM	73	1	48	8	7	4	14	13	39	4	17	0	227
Total	3,835	223	3,464	750	295	282	457	316	1,379	156	485	2	11,642

Location	N-5 @ Pipri, Karachi	Date	Monday, April 17, 2017
Direction	SB (Towards Karachi)	Time Duration	168 hours
From	Thatha	Type of Count	Classified Counts
To	Karachi	Description	7-Days Counts @ N-5, Pipri, Karachi

Time	Vehicle Classification													Total
	From	To	Motor Cycle	Rickshaw	Car / Jeep / Pickup/4WD	Hiace/Mini Bus / Coaster	Large Buses	Pickup Trucks	2-Axle Truck	3-Axle Truck	4-Axle Truck	5-Axle Truck	6-Axle Truck	
12:00 AM	1:00 AM	28	1	30	6	3	6	9	25	19	5	11	0	143
1:00 AM	2:00 AM	17	0	14	3	0	2	5	24	20	4	3	0	92
2:00 AM	3:00 AM	9	0	9	2	1	3	6	32	32	3	12	0	109
3:00 AM	4:00 AM	10	1	9	3	1	2	7	28	34	1	12	0	108
4:00 AM	5:00 AM	14	2	13	3	2	2	18	34	47	4	15	0	154
5:00 AM	6:00 AM	18	4	16	2	4	5	31	28	10	6	11	0	135
6:00 AM	7:00 AM	38	7	41	8	10	11	11	12	25	11	8	0	182
7:00 AM	8:00 AM	87	11	55	14	14	6	5	16	11	7	4	0	230
8:00 AM	9:00 AM	121	14	51	9	15	8	7	23	24	9	6	0	287
9:00 AM	10:00 AM	51	15	54	17	9	8	18	29	22	9	5	0	237
10:00 AM	11:00 AM	162	16	150	15	8	30	24	25	25	12	8	0	475
11:00 AM	12:00 PM	182	20	173	8	7	18	16	30	25	7	12	0	498
12:00 PM	1:00 PM	182	16	172	23	7	14	7	29	24	9	14	0	497
1:00 PM	2:00 PM	183	21	197	38	5	14	13	40	27	16	10	0	564
2:00 PM	3:00 PM	157	16	157	45	13	12	10	22	29	13	7	0	481
3:00 PM	4:00 PM	151	17	154	57	13	10	9	30	26	8	10	0	485
4:00 PM	5:00 PM	229	14	195	87	15	14	16	32	28	9	12	0	651
5:00 PM	6:00 PM	215	16	194	37	16	12	17	28	22	9	11	1	578
6:00 PM	7:00 PM	240	15	232	44	17	5	15	27	25	10	20	0	650
7:00 PM	8:00 PM	255	18	147	19	12	8	23	16	24	9	17	0	548
8:00 PM	9:00 PM	201	14	279	55	0	0	12	26	57	3	12	0	659
9:00 PM	10:00 PM	141	10	227	48	0	0	17	23	43	3	11	0	523
10:00 PM	11:00 PM	88	6	149	31	0	0	6	28	43	1	15	0	367
11:00 PM	12:00 AM	60	3	103	33	0	0	17	33	40	6	22	0	317
Total		2,839	257	2,821	607	172	390	319	640	662	174	268	1	8,970

Location	N-5 @ Pipri, Karachi	Date	Tuesday, April 18, 2017
Direction	SB (Towards Karachi)	Time Duration	168 hours
From	Thatha	Type of Count	Classified Counts
To	Karachi	Description	7-Days Counts @ N-5, Pipri, Karachi

Time	Vehicle Classification											Total	
	Motor Cycle	Rickshaw	Car / Jeep / Pickup/4WD	Hiace/Mini Bus / Coaster	Large Buses	Pickup Trucks	2-Axle Truck	3-Axle Truck	4-Axle Truck	5-Axle Truck	6-Axle Truck		Tractor
From To													
12:00 AM	31	9	21	6	3	11	11	31	29	3	12	0	167
1:00 AM	15	3	11	3	1	5	7	22	30	1	13	0	111
2:00 AM	12	4	8	3	2	4	6	33	24	4	11	0	111
3:00 AM	11	3	8	4	1	4	11	43	24	2	14	0	125
4:00 AM	10	3	10	3	2	6	15	25	31	1	9	0	115
5:00 AM	21	5	12	3	3	7	37	34	13	8	9	0	152
6:00 AM	55	9	38	11	12	14	14	14	33	12	14	0	226
7:00 AM	103	14	65	21	16	8	7	17	16	6	4	0	277
8:00 AM	131	17	43	11	17	10	9	30	31	11	8	0	318
9:00 AM	118	19	51	21	81	10	21	34	29	11	12	0	407
10:00 AM	127	16	95	10	6	12	28	43	32	12	18	0	399
11:00 AM	141	18	109	19	2	8	14	24	26	13	8	0	382
12:00 PM	125	19	84	8	11	14	11	21	18	9	9	0	329
1:00 PM	159	15	122	11	4	8	17	25	24	11	16	0	412
2:00 PM	142	19	146	18	8	6	11	17	19	8	5	0	399
3:00 PM	137	14	227	35	8	9	11	22	24	11	10	0	508
4:00 PM	166	18	192	65	36	6	16	13	22	10	9	0	553
5:00 PM	200	12	210	37	10	10	10	46	31	10	17	0	593
6:00 PM	205	11	280	38	15	7	16	38	99	9	12	0	730
7:00 PM	217	14	145	22	9	12	23	26	22	11	8	0	509
8:00 PM	153	11	130	17	7	11	12	15	33	4	16	0	409
9:00 PM	81	7	105	13	7	12	13	22	30	3	21	0	314
10:00 PM	58	5	82	9	6	8	12	20	24	6	10	0	240
11:00 PM	41	3	58	6	4	6	14	23	8	2	6	0	171
Total	2,459	268	2,252	394	271	208	346	638	672	178	271	0	7,957

Location	N-S @ Pipri, Karachi	Date	Wednesday, April 19, 2017
Direction	SB (Towards Karachi)	Time Duration	168 hours
From	Thatha	Type of Count	Classified Counts
To	Karachi	Description	7-Days Counts @ N-S, Pipri, Karachi

Time	Vehicle Classification											Total					
	Motor Cycle	Rickshaw	Car / Jeep/ Pickup/4WD	Hires/Mini Bus / Coaster	Large Buses	Pickup Trucks	2-Axle Truck	3-Axle Truck	4-Axle Truck	5-Axle Truck	6-Axle Truck		Tractor				
From	To																
12:00 AM	1:00 AM	24	0	33	5	9	7	21	20	22	2	7	0	150			
1:00 AM	2:00 AM	15	0	14	1	3	5	7	27	30	5	12	0	119			
2:00 AM	3:00 AM	11	0	11	2	5	4	11	46	38	6	26	0	160			
3:00 AM	4:00 AM	5	1	16	2	5	7	9	33	27	2	11	0	118			
4:00 AM	5:00 AM	8	5	21	3	8	11	9	29	26	2	4	0	126			
5:00 AM	6:00 AM	16	9	33	1	14	15	37	33	23	10	6	0	197			
6:00 AM	7:00 AM	44	11	68	14	9	33	22	63	41	16	21	0	342			
7:00 AM	8:00 AM	100	18	106	30	8	10	6	30	40	10	15	0	373			
8:00 AM	9:00 AM	110	16	106	26	9	10	6	25	38	14	11	0	371			
9:00 AM	10:00 AM	98	15	108	13	10	5	11	27	36	16	20	0	359			
10:00 AM	11:00 AM	109	15	141	9	5	3	7	34	37	17	14	0	391			
11:00 AM	12:00 PM	113	19	197	21	6	13	14	34	33	18	17	0	485			
12:00 PM	1:00 PM	120	17	172	8	6	6	10	25	37	16	11	0	428			
1:00 PM	2:00 PM	133	19	178	23	8	8	14	36	32	11	12	0	474			
2:00 PM	3:00 PM	132	14	116	10	13	5	10	21	25	13	8	0	367			
3:00 PM	4:00 PM	140	20	189	29	9	8	4	18	24	8	11	0	460			
4:00 PM	5:00 PM	167	16	212	74	20	12	19	35	32	15	10	0	612			
5:00 PM	6:00 PM	204	18	226	30	11	11	15	16	30	8	8	0	577			
6:00 PM	7:00 PM	230	14	211	39	8	9	8	38	33	10	15	0	615			
7:00 PM	8:00 PM	193	17	137	10	10	15	16	28	27	12	11	0	476			
8:00 PM	9:00 PM	148	14	113	11	7	13	12	25	41	4	8	0	396			
9:00 PM	10:00 PM	111	11	90	9	9	11	9	31	25	5	11	0	322			
10:00 PM	11:00 PM	90	7	77	6	7	9	9	26	21	7	21	0	280			
11:00 PM	12:00 AM	31	3	50	6	4	5	8	34	15	4	15	0	175			
Total		2,352	279	2,625	382	203	235	294	734	733	231	305	0	8,373			

Location	N-5 @ Pipri, Karachi	Date	Thursday, April 20, 2017
Direction	SB (Towards Karachi)	Time Duration	168 hours
From	Thatha	Type of Count	Classified Counts
To	Karachi	Description	7-Days Counts @ N-5, Pipri, Karachi

Time		Vehicle Classification											Total	
From	To	Motor Cycle	Rickshaw	Car / Jeep / Pickup/4WD	Hices/Mini Bus / Coaster	Large Buses	Pickup Trucks	2-Axle Truck	3-Axle Truck	4-Axle Truck	5-Axle Truck 6-Axle Truck	Tractor	Total	
12:00 AM	1:00 AM	29	1	21	5	5	6	9	34	20	4	11	0	145
1:00 AM	2:00 AM	9	0	12	2	4	5	6	13	21	4	8	0	84
2:00 AM	3:00 AM	12	0	11	2	3	4	8	30	23	3	8	0	104
3:00 AM	4:00 AM	9	1	14	4	4	4	6	37	20	1	13	0	113
4:00 AM	5:00 AM	9	2	22	4	3	3	11	25	22	2	19	0	122
5:00 AM	6:00 AM	12	2	32	8	6	5	5	8	8	3	6	0	95
6:00 AM	7:00 AM	36	7	35	7	6	12	22	36	19	7	6	0	193
7:00 AM	8:00 AM	82	9	59	12	5	14	22	33	28	8	11	0	283
8:00 AM	9:00 AM	115	9	75	14	7	8	11	22	21	6	3	0	291
9:00 AM	10:00 AM	90	13	97	9	8	12	21	25	37	12	9	0	333
10:00 AM	11:00 AM	124	14	92	4	10	10	16	30	34	9	18	0	361
11:00 AM	12:00 PM	111	16	92	6	4	15	16	36	27	7	15	0	345
12:00 PM	1:00 PM	102	15	137	9	4	18	16	36	25	10	16	0	388
1:00 PM	2:00 PM	131	17	154	4	12	10	27	24	29	8	12	0	428
2:00 PM	3:00 PM	122	14	164	15	11	14	13	26	24	7	19	0	429
3:00 PM	4:00 PM	101	16	119	22	5	8	32	28	29	12	29	0	401
4:00 PM	5:00 PM	170	15	153	31	19	10	30	15	23	6	11	0	483
5:00 PM	6:00 PM	200	13	201	27	7	15	14	22	23	8	7	0	537
6:00 PM	7:00 PM	215	19	196	26	6	8	9	21	29	8	15	0	552
7:00 PM	8:00 PM	221	4	145	7	4	10	14	16	22	6	11	0	460
8:00 PM	9:00 PM	179	3	120	9	3	6	10	32	39	4	8	0	413
9:00 PM	10:00 PM	115	3	97	7	3	8	9	16	30	4	14	0	306
10:00 PM	11:00 PM	80	2	70	5	5	7	10	20	34	3	12	0	248
11:00 PM	12:00 AM	50	1	44	4	4	4	6	28	39	2	8	0	190
Total		2,324	196	2,162	243	148	216	343	613	626	144	289	0	7,304

Location	N-5 @ Pipri, Karachi	Date	Friday, April 21, 2017
Direction	SB (Towards Karachi)	Time Duration	168 hours
From	Thatha	Type of Count	Classified Counts
To	Karachi	Description	7-Days Counts @ N-5, Pipri, Karachi

Time	Vehicle Classification											Total					
	Motor Cycle	Rickshaw	Car / Jeep/ Pickup/4WD	Hiace/Mini Bus / Coaster	Large Buses	Pickup Trucks	2-Axle Truck	3-Axle Truck	4-Axle Truck	5-Axle Truck	6-Axle Truck		Tractor				
From	To																
12:00 AM	1:00 AM	30	1	28	9	10	12	14	14	25	4	11	0	158			
1:00 AM	2:00 AM	15	0	12	4	8	9	15	24	15	3	12	0	117			
2:00 AM	3:00 AM	7	0	14	5	7	8	11	30	22	3	13	0	120			
3:00 AM	4:00 AM	10	2	18	5	7	12	13	31	31	5	14	0	148			
4:00 AM	5:00 AM	11	3	33	10	9	20	19	32	27	3	22	0	189			
5:00 AM	6:00 AM	15	5	54	15	22	29	38	25	28	10	21	0	262			
6:00 AM	7:00 AM	27	8	50	9	9	21	15	37	38	11	28	0	253			
7:00 AM	8:00 AM	88	23	103	21	14	12	12	29	43	13	12	0	370			
8:00 AM	9:00 AM	97	16	111	22	6	10	12	28	45	8	10	0	365			
9:00 AM	10:00 AM	100	13	117	9	17	5	9	31	38	11	14	0	364			
10:00 AM	11:00 AM	120	17	144	15	7	8	11	37	47	13	8	0	427			
11:00 AM	12:00 PM	110	14	121	21	6	14	25	21	49	11	19	1	412			
12:00 PM	1:00 PM	153	19	201	30	4	10	22	26	51	10	13	0	539			
1:00 PM	2:00 PM	121	16	206	12	5	8	22	21	44	13	12	0	480			
2:00 PM	3:00 PM	98	20	192	17	10	12	24	18	43	8	20	0	462			
3:00 PM	4:00 PM	122	16	183	24	5	4	26	26	45	9	17	0	477			
4:00 PM	5:00 PM	155	19	198	66	20	9	20	16	47	9	16	0	575			
5:00 PM	6:00 PM	211	13	237	43	11	7	22	29	39	6	12	0	630			
6:00 PM	7:00 PM	200	16	208	35	8	7	11	16	37	8	14	0	560			
7:00 PM	8:00 PM	224	11	278	26	12	12	22	15	33	7	11	0	651			
8:00 PM	9:00 PM	160	7	231	21	10	10	15	19	43	1	15	0	532			
9:00 PM	10:00 PM	103	7	190	14	7	8	11	27	40	3	14	0	424			
10:00 PM	11:00 PM	80	2	127	11	7	6	12	36	25	1	18	0	325			
11:00 PM	12:00 AM	40	1	80	6	5	3	9	25	20	4	8	0	201			
Total		2,297	249	3,136	450	226	256	410	613	875	174	354	1	9,041			

Location	N-5 @ Pipri, Karachi	Date	Sunday, April 23, 2017
Direction	SB (Towards Karachi)	Time Duration	168 hours
From	Thatha	Type of Count	Classified Counts
To	Karachi	Description	7-Days Counts @ N-5, Pipri, Karachi

Time		Vehicle Classification											Total				
		Motor Cycle	Rickshaw	Car / Jeep / Pickup/4WD	Hiac/Mini Bus / Coaster	Large Buses	Pickup Trucks	2-Axle Truck	3-Axle Truck	4-Axle Truck	5-Axle Truck	6-Axle Truck		Tractor			
From	To																
12:00 AM	1:00 AM	28	3	26	6	5	8	13	28	23	4	10	0	151			
1:00 AM	2:00 AM	14	1	13	2	2	4	6	22	25	4	9	0	102			
2:00 AM	3:00 AM	11	1	10	2	3	4	8	35	29	4	14	0	121			
3:00 AM	4:00 AM	9	2	12	3	3	4	8	35	26	2	13	0	116			
4:00 AM	5:00 AM	10	3	17	3	4	6	13	28	32	2	12	0	129			
5:00 AM	6:00 AM	17	5	23	4	7	8	28	26	14	7	8	0	145			
6:00 AM	7:00 AM	43	9	46	10	9	18	17	31	30	12	12	0	236			
7:00 AM	8:00 AM	93	13	71	19	11	10	10	24	24	8	9	0	291			
8:00 AM	9:00 AM	119	14	69	15	12	9	8	25	29	10	7	0	317			
9:00 AM	10:00 AM	89	16	78	15	27	9	18	29	31	12	12	0	394			
10:00 AM	11:00 AM	131	15	120	10	7	14	19	33	32	13	15	0	407			
11:00 AM	12:00 PM	137	18	143	14	5	14	15	31	28	11	13	0	428			
12:00 PM	1:00 PM	132	17	141	12	7	13	11	28	26	11	13	0	411			
1:00 PM	2:00 PM	152	18	163	19	7	10	18	31	28	12	13	0	470			
2:00 PM	3:00 PM	138	16	146	22	11	9	11	22	24	10	10	0	419			
3:00 PM	4:00 PM	132	17	172	36	9	9	14	25	26	10	15	0	464			
4:00 PM	5:00 PM	183	16	188	64	23	11	20	24	26	10	11	0	575			
5:00 PM	6:00 PM	205	15	208	33	11	12	14	28	27	9	11	0	571			
6:00 PM	7:00 PM	223	15	230	37	12	7	12	31	47	9	16	0	637			
7:00 PM	8:00 PM	222	13	144	15	9	11	19	22	24	10	12	0	498			
8:00 PM	9:00 PM	170	11	161	23	4	10	12	25	43	4	11	0	472			
9:00 PM	10:00 PM	112	8	130	19	5	10	12	23	32	4	14	0	369			
10:00 PM	11:00 PM	79	5	95	13	5	8	9	24	31	4	15	0	286			
11:00 PM	12:00 AM	46	3	64	12	3	5	11	30	26	4	13	0	215			
Total		2,494	250	2,465	407	199	221	326	656	678	182	283	0	8,159			